



Data Mining & Coding Guide

Budgeting Department

February 26, 2024

BUDGETING, COST ACCOUNTING, FTE REPORTING & PROPERTY CONTROL

Kathy Branch	Director	850-469-6292	kbranch@ecsdfl.us
Mellisa Jones	Financial Reporting & Reconciliations	850-469-6376	mjones6@ecsdfl.us
Danielle Wiggins	Financial Reporting & Reconciliations	850-469-6367	Dwiggins2@ecsdfl.us
Vicki Perkins	General Fund	850-469-6212	vperkins1@ecsdfl.us

SALARIES & BENEFITS (PAYROLL CODING)

**FOR ASSISTANCE WITH KRONOS, PLEASE CONTACT THE PAYROLL DEPARTMENT*

Vacant	Add coding to Kronos & Frontline	850-429-2921	
Tai Miller	Add coding to Kronos & Frontline	850-469-6357	tmiller4@ecsdfl.us

FEDERAL PROGRAMS AND GRANTS ~ INCLUDING ESSER FUNDS ~

Shanee Ducker	Coordinator	850-469-6173	Sducker@ecsdfl.us
Ju'Lynn Payne	Federal, Title I & ESSER	850-469-6321	Jpayne2@ecsdfl.us
Dan Bryan	George Stone Projects & Military Grants	850-469-6129	Dbryan1@ecsdfl.us

CAPITAL OUTLAY & FIXED ASSETS

Ashley Williams	Capital Outlay	850-469-6257	Awilliams18@ecsdfl.us
Melissa Williams	Fixed Assets	850-469-6103	Mwilliams9@ecsdfl.us

Finding Resources

The District Website has multiple resources at your fingertips! From the homepage, you can find helpful information from various departments.

Budgeting Page

To find budgeting information, click “Departments” then select “Budgeting.” Likewise, if you want information about procurement, you would select “Procurement and Business Services” and so on.

The screenshot displays the Escambia County Public Schools website. At the top, the logo features a stylized 'E' made of blue and green blocks, followed by the text 'Escambia County PUBLIC SCHOOLS'. A navigation bar includes links for Home, District Leadership, Calendars, and Departments. Below this is a large banner with a red apple on a yellow surface on the left and the text 'JOIN US FOR Open House' on the right. A second navigation bar below the banner lists Home, District Leadership, Calendars, Departments, Schools, Students, Families, Staff, and Community. A breadcrumb trail reads 'Home » Departments » Budgeting » Home', followed by a blue 'Find It Fast »' button. The main content area has a left sidebar with 'Budgeting' and '...' links. The central text reads: 'Welcome to the Budgeting Department of the Escambia County School District. The purpose of this website is to'. On the right, it identifies 'Kathy Branch, Director' and lists the 'Vernon McDaniel Building'.

Escambia County
PUBLIC SCHOOLS

Home District Leadership Calendars Departments

JOIN US FOR
Open House

Escambia County
PUBLIC SCHOOLS

Home District Leadership Calendars Departments Schools Students Families Staff Community

Home » Departments » Budgeting » Home Find It Fast »

Budgeting
..

Welcome to the Budgeting Department of the Escambia County School District. The purpose of this website is to

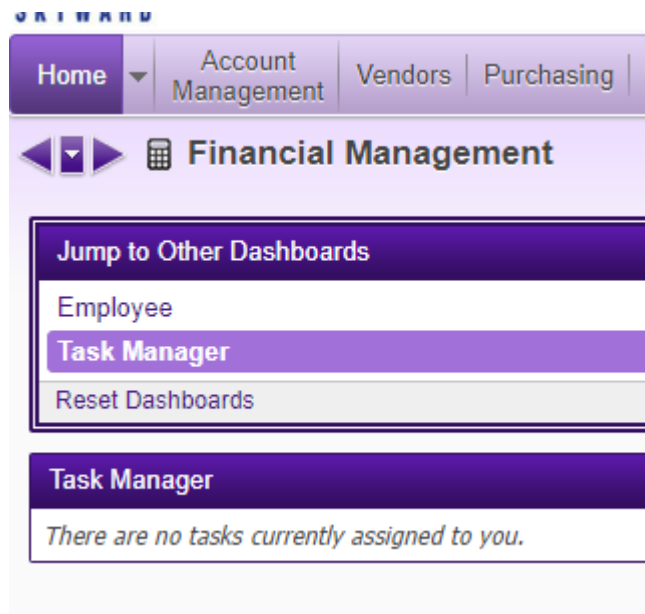
Kathy Branch, Director
Vernon McDaniel Building

On the Budgeting page, there are several resources listed by description.

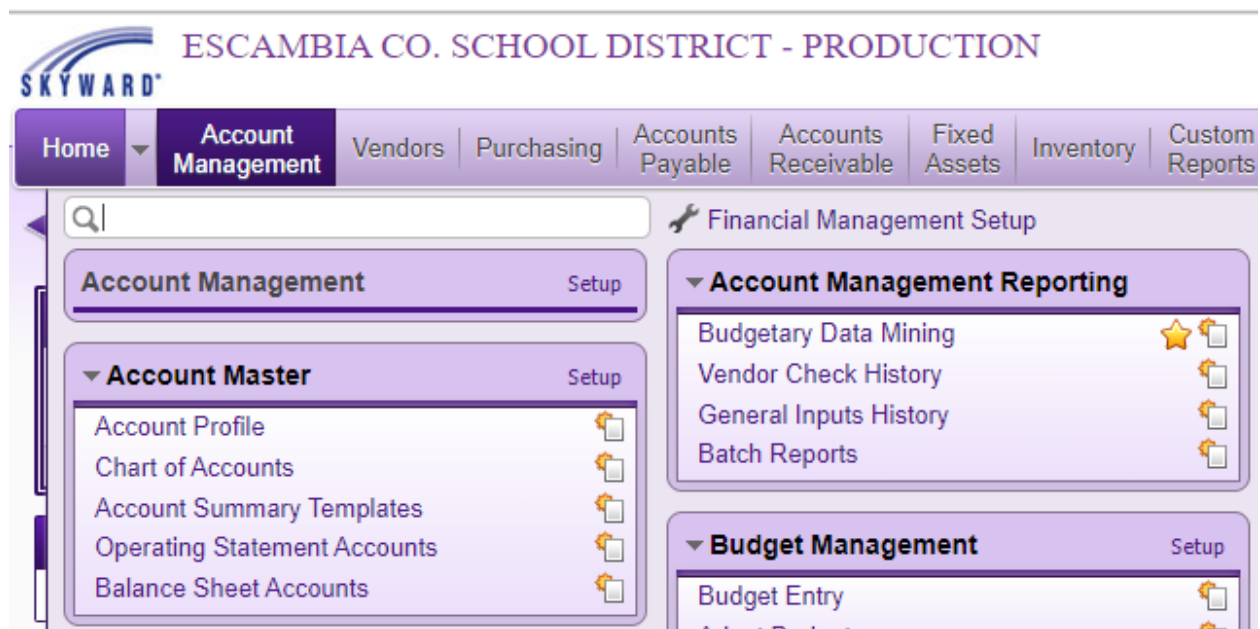
Home »	<p>Florida school districts use a uniform chart of accounts for financial, cost, and budgetary reporting. This manual, known as the “Red Book,” can be found on the Florida Department of Education website (www.FLDOE.org). The function and object list from Chapter 4 of the Red Book manual can be accessed on the Budgeting website for your convenience. From the menu on the left, select Coding Guide for this resource. The Red Book is updated periodically and the update is posted on our website.</p> <p>Districts use additional Local Education Agency (LEA) codes for internal use. Our district LEA codes can be accessed by selecting Fund, Function, Object, Cost Centers, and Projects.</p> <p>When coding transactions in Skyward, you will need to use the corresponding LEA code found on the Budgeting webpage. The first two digits of the LEA code and Red Book will agree. The last digit is often different on the LEA code as this is the number we use to “break-down” the Red Book coding.</p> <p>Attached you will find a common coding guide that Budgeting uses internally for unique and common purchases.</p>
Budgeting Department Staff »	
Forms »	
Funds »	
Functions	
Object Codes & Common Object List »	
Cost Centers	
Projects	
School Recognition Awards Guidelines	
Skyward & Training Information »	
Coding Guide	

Skyward Data Mining

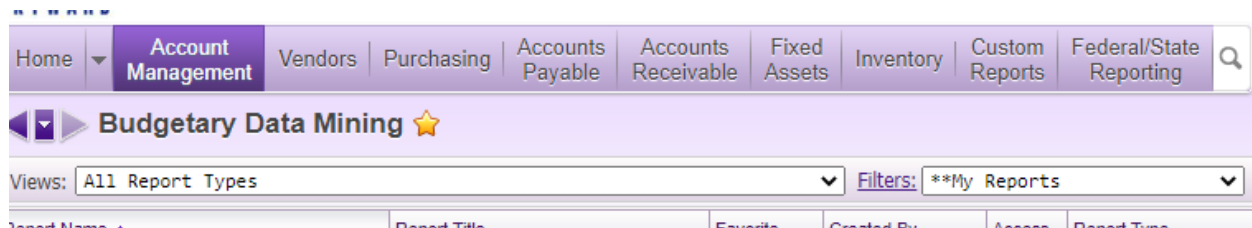
Skyward has multiple functions. This tutorial will focus on Data Mining. From the “Home” page, you can select “Financial Management” when clicking on the arrow.



Then select “Account Management” and “Budgetary Data Mining.”



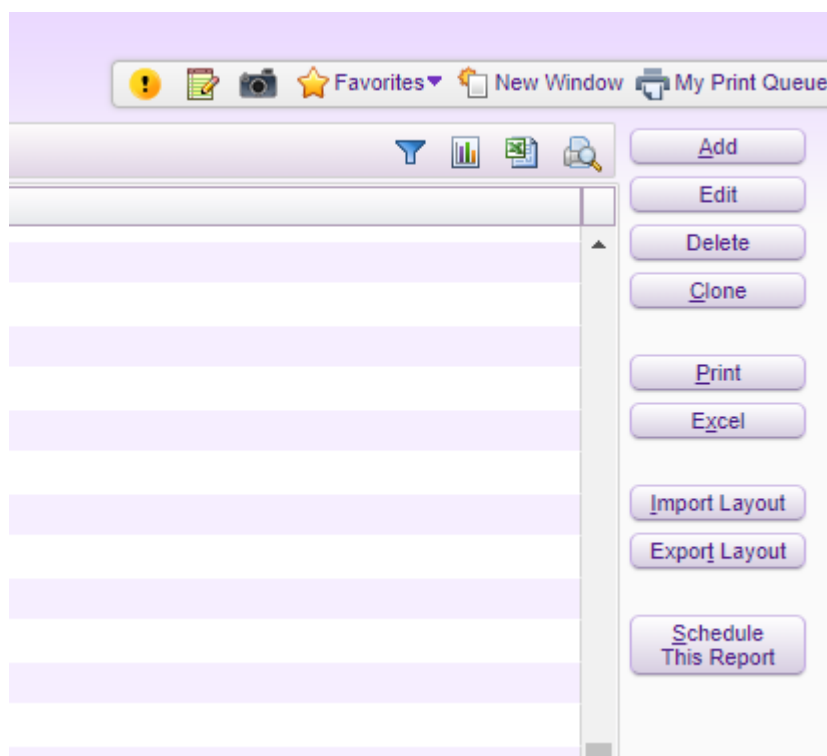
There are various reports and filter options. To begin, it's best to keep your view set to "All Report Types" and Filters set to "My Reports." Once you are comfortable with the interface, you may set up special filters to help with navigation.



If you have a few reports that you use a lot, you can click on the star beside your favorite reports to add them to your "Favorites" filter.

DM - Expense Detail Report	Expense Detail Report	★	DUCKESHA000	M	Revenue/Expense Detail
DM - Object/Function Report With Project	Object/Function Report With Project	★	DUCKESHA000	M	Revenue/Expense Summary
DM - PROJECT EXPENSE REPORT	PROJECT EXPENSE REPORT	★	DUCKESHA000	M	Revenue/Expense Summary

Once you decide which report to run, highlight it by clicking on it and choose from one of the options on the right side of your screen shown below.



You can print a report to either PDF format or Excel format. When you want to change the parameters or format of the report, select "Edit."

The screen below will appear, giving you six report sections available to change.

The screenshot shows the SKYWARD application interface. At the top is a navigation bar with tabs: Home, Account Management (selected), Vendors, Purchasing, Accounts Payable, Accounts Receivable, Fixed Assets, Inventory, Custom Reports, and Federal/State Reporting. Below the navigation bar is a header for "Budgetary Data Mining". On the left is a sidebar with a list of sections: Report Information (selected), Parameters, Breaks, Account Ranges, Field Selection, and Sources. The main content area displays the "Report Information" section, which includes three input fields: "Report Name" (DM - Expense Detail Report), "Report Title" (Expense Detail Report), and "Report Type" (Revenue/Expense Detail). There is an "Add" button in the top right corner of the main content area.

The “Account Ranges” section is the one you will change most often. You can change the settings to navigate to a project, function, object, etc.

To change the ranges, click “Account Ranges” then “Edit.”

The screenshot shows the SKYWARD application interface, specifically the "Account Ranges" section. The navigation bar and sidebar are the same as in the previous screenshot. The main content area displays the "Account Ranges" section, which includes a table of ranges and an "Edit" button. The table has columns for "Ranges", "Groups/Category", "Low", and "High". The rows are: Level 1 (Low: 0000, High: 0000), Level 2 (Low: 0000, High: 0000), Level 3 (Low: 0000, High: 0000), and Category (Low: 0000, High: 0000). Below the table is a section for "Operating Statement Accounts" with "Expense" as the account type. It shows "Low Account" (0000 * 0000 0000 0000 0000 0000) and "High Account" (9999 * 9999 9999 9999 zzzzz zzzzz ZZZZZ). There are also sections for "Include Filters" and "Exclude Filters", both of which are "Not defined".

Ranges:	Groups/Category	Low	High
Level 1		0000	0000
Level 2		0000	0000
Level 3		0000	0000
Category		0000	0000

Account Status: Active and Inactive

Operating Statement Accounts

Expense

Low Account: 0000 * 0000 0000 0000 0000 0000

High Account: 9999 * 9999 9999 9999 zzzzz zzzzz ZZZZZ

Include Filters: Not defined

Exclude Filters: Not defined

After clicking “Edit” to change the account ranges, this screen will appear. Notice the low and high ranges are 0’s to 9’s or z’s. This setting would run the report to include any account that you have access to. If you want your report to pull in a single range type, the low and high number should be the same. For example, if you wanted to see everything coded to 5100 function, the low and high number would need to be 5100. Once you make your desired changes, click “Save” then “Print.”

Breaks

Account Ranges

Field Selection

Sources

Account Ranges

Low

Category:

Group:

Account Status: ☒ Active and Inactive ☐ Active ☐ Inactive

High

Save

Back

Operating Statement Accounts

☒ Expense ☐ Revenue

Low Account:

High Account:

	Low	High
Fund:	<input type="text" value="0000"/>	<input type="text" value="9999"/>
Type:	<input type="text" value="*"/>	<input type="text" value="*"/>
Function:	<input type="text" value="0000"/>	<input type="text" value="9999"/>
Object:	<input type="text" value="0000"/>	<input type="text" value="9999"/>
Facility:	<input type="text" value="0000"/>	<input type="text" value="9999"/>
Project:	<input type="text" value="00000"/>	<input type="text" value="zzzzz"/>
Subproject:	<input type="text" value="00000"/>	<input type="text" value="zzzzz"/>
Program:	<input type="text" value="00000"/>	<input type="text" value="ZZZZZ"/>

Include Filters for Operating Statement Accounts

Dim:

Low: High:

Add

▲

▼

Delete

Exclude Filters for Operating Statement Accounts

Dim:

Low: High:

Add

▲

▼

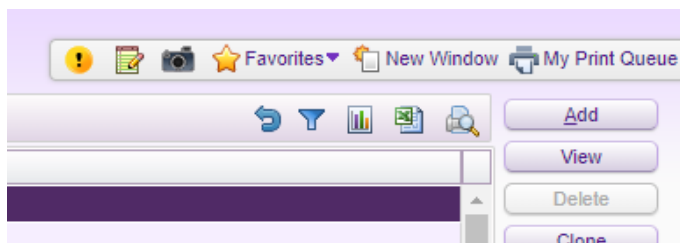
Delete

Cloning Reports

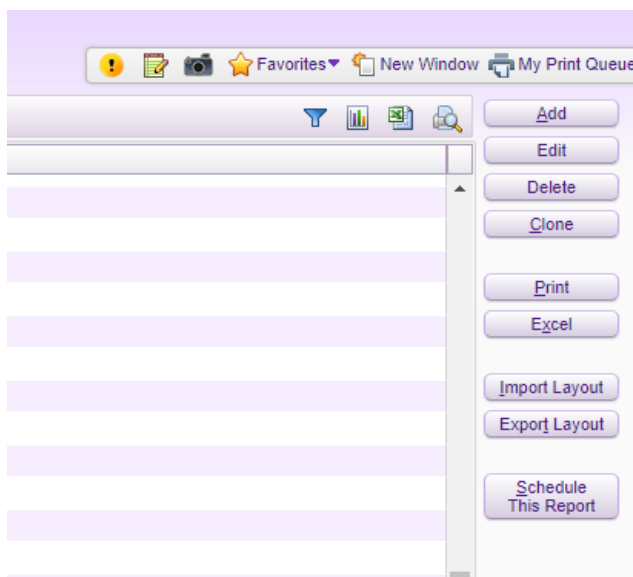
The best way to obtain a report that you want is to clone it from another user. You may also build a report from scratch but that is often a time-consuming project. To clone a report from another user, change the “Filters” to “All Users’ Reports.” Then sort by “Report name”, “Created By”, or any other heading that is listed directly below the “Views” and “Filters” Bars.



You can also use the funnel shaped icon shown here to filter down to what you’re looking for. Be careful when adding filters because they will remain until you reset them back to default.



Once you find the report you want, click on the report name and click “Clone.”



The screen below will appear. You can add the report for one user in the “* Add Report For” section or click on “Clone to Multiple Users” to add multiple people. Once you’ve selected the people that you want to clone the report to, click “Create Clone.”

The screenshot shows a web application interface for 'Budgetary Data Mining'. On the left is a sidebar with a 'Report' section containing links for 'Information', 'Parameters', 'Breaks', 'Account Ranges', and 'Field Selection'. The main area is titled 'Report Information' and contains several fields: '* Report Name' (DM - PROJECT EXPENSE REPORT), '* Report Title' (PROJECT EXPENSE REPORT), 'Report Type' (Revenue/Expense Summary), and '* Report Access for Others' (radio buttons for No access, Read only, and Modify, with Modify selected). Below these is the '* Add Report For' section, which has a dropdown menu showing 'DUCKER SHANEE KATHRYN' and 'DUCKESHA000'. A link labeled 'Clone to Multiple Users' is visible, and a text box below it lists 'JULYNN D PAYNE' and 'MELLISA GAYE JONES'. On the right side of the form are two buttons: 'Create Clone' and 'Back'. At the bottom left, a note states 'Asterisk (*) denotes a required field'.

Follow this same method to clone a report in your library to other users. Remember to refresh the page to see newly added reports.

Other Common Resources

- Code of Federal Regulations (CFR)– Part 200 Uniform Administrative Requirements, Cost Principles, and Audit Requirements for Federal Awards (www.Ecfr.gov)
- Florida Statutes – Chapter 1003 (www.leg.state.fl.us)
- Florida Department of Education (Office of Grants Management for state and federal awards) (www.FLDOE.org)
- Escambia County School Board Policy can be found on the District website (www.escambiaschools.org) by selecting “District Leadership”, “School Board” then “School Board Policy.”

Procurement Card Transaction Documentation Requirements

Budgeting Department

Acceptable Purchasing Card Transaction documentation can be a receipt (preferred), a packing slip, order status report, order confirmation report, an invoice receipt, or a like item and must include the following:

1. Date
2. Vendor name
3. Description of merchandise/service
4. Two of the three: unit cost, quantity, line cost
5. If you have multiple shipments and a list of items were purchased, before scanning into Skyward, circle the cost of the items on the list that are charged to the transaction.

Shopping cart screen prints, quotes, or any other pre-order documentation is not acceptable.

Suggestions for a smoother audit:

- If the vendor does not include the unit cost, quantity and line cost, write the missing quantity or cost on the documentation before scanning and attaching to the transaction.
- Instruct cardholders to turn in the packing slips. On most occasions these will suffice as documentation. Do not ask the vendor for an invoice. The correct term regarding a Purchasing Card transaction is a “receipt”. Vendors cannot create an invoice for a credit card purchase.
- Do not scan in unnecessary documentation and attach to the transaction. For example, if you have a five-page list of items purchased and only two pages are items that total the amount of the transaction, scan in only the two pages.
- Before submitting the transaction in Skyward, open the attachment and make sure all pertinent information is readable.
- Attachments should be in pdf format. No pictures please.
- Please reference the Escambia County School District Travel and District Purchasing Card Manual for list of prohibited items.
- Instructions to obtain a receipt for transactions with multiple shipments from Amazon.com can be found on the Procurement and Business Services Department’s website.
- Parental Involvement activities funded by Title I (projects 53030 and 53050) must have checklist attached in addition to the receipt.
- FL Teachers Classroom Supply Assistance (project 60560) and Discretionary Lottery Funds (project 60960) must have School Advisory Council’s approval attached in addition to the receipt.

Linking p-card transactions (credits/refunds)

When receiving a credit/refund, the p-card transaction will show a negative amount. Please do the following to reconcile it:

Step 1: Attach the receipt for the credit using the “Attach” feature. Add a description that indicates what the credit is for. The credit should be coded to the same account as the original transaction. 1110A1131 is used for P-Card Receivables (sales tax and unallowable purchases).

Credit Card Activity

Views: General Filters: Skyward Default Quick Filter (38)

Quick Filter Chart Options Export Options Print Browse

Tran Date	App Sts	Amount	Where Used	Used By
02/07/2024	APP	-6.70	CANVA* I04052-71582050, HTTPSCANVA.CO, DE, 19934	

Expand All Collapse All Modify Details (displaying 4 of 4) View Printable Details

Credit Card Transaction Information

District Card Number: [REDACTED]	Import Date: 02/09/2024
Card Number: [REDACTED]	Import Time: 7:51:46 AM
Transaction Date: 02/07/2024	Import Format: VISA
Transaction ID: 307386	Used By:
Transaction Status: Batch	Invoice Number:
Transaction Amount: \$-6.70	Purchasing Vendor:
Approved: A	Card Vendor:
Project/Grant:	
Where Used: CANVA* I04052-71582050, HTTPSCANVA.CO, DE, 19934	
Transaction Description: Credit Voucher - TAX REFUND	
VISA Reference Nbr: 24011344038000025483053	VISA Post Date: 02/08/2024

Detail Lines

Line	Description	Account Distribution	Account Amount	Line Amount	PO Number	Quantity	Unit Meas.	Unit Cost	Invoice
1	Credit Voucher - TAX REFUND			\$-6.70					
	1110A1131 0000 0000 00000 00000			\$-6.70	100.00%				

View All Detail Lines

Step 2: Add a note using the “Notes” feature to link the credit transaction to the original transaction.

Add/Edit Note for Credit Card Tran: 307,386

* Note Category: Link Transaction

Entered Date: 02/20/2024

Entered Time: 1:50 PM

Entered By: DUCKER, SHANEE KATHRYN

* Note: REFUND FOR TAX - SEE ORIGINAL TRANSACTION #307150

☐ Protected (Read only to all users except the user that entered it.)

Save Back

Step 3:

Go to the original transaction and verify that the accounts being used for both the credit and original transaction are the same. Add a note on the original transaction referencing the transaction number for the credit.

Once complete, the original transaction should reference the credit transaction number in the “Notes” section and the credit transaction should reference the original transaction number in the “Notes” section, pointing them to each other.

Credit Card Activity Capture Screen New Window My Print Queue Help Me

Views: **General** Filters: Skyward Default Quick Filter (38) Quick Filter Chart Options Export Options Print Browse ****Notes**

Tran Date	App Sts	Amount	Where Used	Used By
02/05/2024	APP	96.00	CANVA* I04052-71582050, HTTPSCANVA.CO, DE, 19934	

Expand All Collapse All Modify Details (displaying 4 of 4) View Printable Details

▼ Credit Card Transaction Information

District Card Number: [REDACTED]	Import Date: 02/08/2024
Card Number: [REDACTED]	Import Time: 12:32:09 PM
Transaction Date: 02/05/2024	Import Format: VISA
Transaction ID: 307150	Used By:
Transaction Status: Batch	Invoice Number:
Transaction Amount: \$96.00	Purchasing Vendor:
Approved: A	Card Vendor:
Project/Grant:	
Where Used: CANVA* I04052-71582050, HTTPSCANVA.CO, DE, 19934	
Transaction Description: 150 CIRCLE STICKERS	
VISA Reference Nbr: 24011344036000051270723	VISA Post Date: 02/06/2024

▼ Detail Lines

Line	Description	Account Distribution	Account Amount	Percent	Line Amount	PO Number	Quantity	Unit Meas.	Unit Cost	Invoice
1	150 CIRCLE STICKERS				\$96.00					
	1110A1131 0000 0000 0000 00000				\$6.70	6.98%				
	1110E5300 0510 0862 11030 00000 00000				\$89.30	93.02%				

[View All Detail Lines](#)

Notes

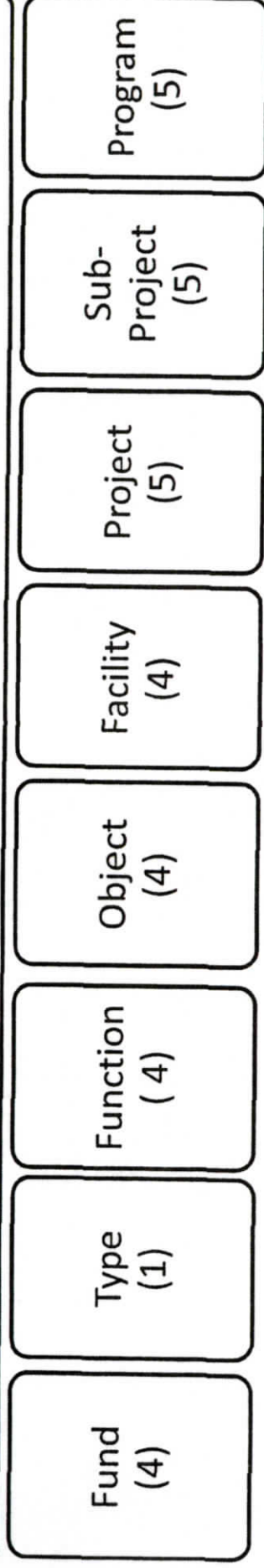
Credit Card Notes

Views: **General** Filters: Skyward Default Clone

Enter Date	Enter Time	Category	Note
02/12/2024	10:55 am	Link Transaction	REFUNDED TAX ON TRID #307386

NOTE: Credits and refunds received on transactions that have been coded to regular expense accounts should be coded back to the same original expense account. This means the two transactions (credit and original charge) should have the same coding. You should follow the same linking process as above.

Skyward Accounting Structure



Fund – A fiscal entity that is used for the purpose of carrying on specific activities or attaining certain objectives (e.g., General Fund -1110 and Special Revenue-4210)

Type – The alphabetical letter that represents the class description of the accounting transaction.

Function – The action or purpose for which the person or thing is used or exists. Why?

Object – The service or commodity that is obtained as the result of a specific expenditure. What?

Facility – A cost center (e.g., schools, departments, and building facilities).

Project – The specific areas in which funds are budgeted and expended to carryout a targeted objective.

Sub-Project – A component that represents the fiscal year of a project. Sub-projects are typically used for federal projects in the special revenue fund.

Program – An account dimension that is currently not used by the District. This dimension will default to five zeros.

This list is to serve as a coding guide only. Individual project rules dictate if the item is allowable. Please make sure that you have prior approval and follow proper procurement procedures. Also note that this document is maintained and updated by the Budgeting Department and is subject to change. Please reference this document rather than a printed copy.

Item Description	Object Coding	Notes
Technology-Related Professional and Technical Services	0319	
Technology-Related Repairs and Maintenance	0359	
AirTame	0519	
Annual Software License or Subscriptions	0369	Apple Apps or other app downloads can be charged to 369
Apple AirPods	0519	
Apple Magic Trackpad	0519	
Apple Pencil	0519	
Apple TV	0519	
Audio Interface (USB)	0649	
Barcode Scanner	0649	
Batteries (Ex: AA, AAA batteries, incl. tool replacement)	0510	
Batteries used for technology purposes (Ex: laptop)	0519	
Bag - Rolling transport for PA system	0649	
Battery Backup Mini-Tower	0649	
Bean bag or foam seating (small and inexpensive)	510	Due to lack of durability, most bean bags and foam seating can be considered a consumable supply. Cost, material, and other factors may be considered in determining if the item should be furniture (642).
Boombox (radio/CD player)	0519	
Buzzer System (Ex. 8-player light up game buzzer system)	0510	
Calculators	0510*	Basic handheld student calculators should be 510 but depending on functions, features, size, and cost, there may be exceptions.*Desktop electric adding machines are 642 unless otherwise determined.
Camcorders	0648/0649	0649 if cost is less than \$1,000 per unit
Cameras, camera lenses, and camera stand/tripod	0648/0649	0649 if cost is less than \$1,000 per unit
Cases for iPads, laptops, or other electronic devices	0519	
Chairmat	0510	
Chromebooks	0644	
Charging Cart-Ipad & laptop	0648/0649	0649 if cost is less than \$1,000 per unit

Item Description	Object Coding	Notes
Charter bus rental & van rental for transporting students	0360	Function 7800
Chromebit	0519	
Chromecast	0519	
Computer privacy screen	0519	
Computer Speakers	0519 / 0644	If purchased at the same time as the computer, code to 0643/0644 with the computer. If purchased separately, code to 0519.
Copiers	0648/0649	Ex: Sharp Copiers (0649 if cost is less than \$1,000 per unit)
Copier Start-Up Kit	0519 / 0648 or 0649	If purchased at the same time as the copier, code to 0648/0649 with the copier. If purchased separately, code to 0519.
Cricut	0649	Because they act as a printer/cutter
Crowd Control Stations	Function 7900, Object 0642	Example: Amazon - VEVOR Crowd Control Station
Desk Riser	0642	0642 (not 0649) because it is only used to raise & lower the tech equipment. The equipment does not connect to the desk riser in any way.
Digital Voice Recorder	0519	
Docking Station	0519 / 0644	If purchased at the same time as the computer, code to 0643/0644 with the computer. If purchased separately, code to 0519.
Document Camera	0648/0649	0649 if cost is less than \$1,000 per unit
Doorbell (for safety purpose, ex: Reception area of school)	0510	Function 7900, object 0510
Drawing Tablet (Ex. XP-Pen StarG640 6x4" OSU! Ultrathin Tablet Drawing Tablet Digital Graphics Tablet with Battery)	0519	
Drone	0648/0649	0649 if cost is less than \$1,000 per unit
Drone Kit (curriculum books and field elements)	0519	
Echo Dot (Smart Speaker with Alexa)	0519	
Electronic Books and Audio Books for CLASSROOM USE	0519	
Electronic Books and Audio Books for LIBRARY USE	0619	
External CD/DVD Player	0649	0649 if cost is less than \$1,000 per unit
External Hard drive	0648/0649	0649 if cost is less than \$1,000 per unit
Fax Machine	0642	0642 if cost is less than \$1,000 per unit
Field Trips-District Buses	0798	
Fingerprinting	0397	

Item Description	Object Coding	Notes
Focus Kiosk	649	0649 if cost is less than \$1,000 per unit (7900 function)
Google Chromecast	0519	
Google Meet Hardware	643	0644 if cost is less than \$1,000 per unit
Headphones (for student testing)	0519	
Headphone jack removal tool	0519	
Hotspot	0373	Ex: on Verizon bill (function 7900)
Ipads	0643/0644	0644 if cost is less than \$1,000 per unit
Ipad/Tripod Stand	0649	
Ipods	0649	0649 if cost is less than \$1,000 per unit
Keyboard / Mouse / USB Numeric Keypad	0519 / 0644	If purchased at the same time as the computer, code to 0643/0644 with the computer. If purchased separately, code to 0519.
Keyboard Covers	0519	
Keyboard Tray (attaches to desk)	0642	Still 0642 (not 0649) because it becomes part of the desk, which is coded to 0642.
Laminator	0641 / 0642	0642 if cost is less than \$1,000 per unit. Features, size and cost will be considered. Object 0510 may be used in cases where the unit is inexpensive and more feasible to replace than repair.
Maps, globes, posters, charts, exhibits, and recordings	0622	Audiovisuals over \$1,000 per unit should be object 621
Manikin	064X	Manual manikins are 0641/0642. Computerized manikins are 648/649. If an iPad is a part of the unit, please ask the vendor to provide the cost of the iPad as a separate line item on the quote (so that it can be tagged separately).
Megaphone (handheld)	0510	
Membership: Amazon Prime & Sam's Club	0798	
Memory (computer/RAM)	0644	
Memory Sticks/Flash Drives/DVD's & CD's (recordable)	0519	Blank DVD/CD's are a supply. DVD/CD's with content are considered audiovisual items (622).
Microphone (wireless); includes Qball Throwable Wireless Microphone	0519	
Microphone carry bag	0510	
Microphone Pop Filter Mask Shield	0519	
Microscope (digital stereo microscope)	0648 / 0649	Digital microscopes are 0648/0649. Nondigital/basic microscopes are 0641/0642. Features, size and cost will be considered.
Monitors	0644 / 0649	If purchased at the same time as the computer, code to 0643/0644 with the computer. If purchased separately, code to 0649.
Monitor Mount	0649	

Item Description	Object Coding	Notes
Notary Fee	0798	
OSMO	0519	Works in conjunction with an app, accessories to the Ipad.
Printers	0648 / 0649	Ex: Lexmark (0649 if cost is less than \$1,000 per unit)
Printer - 3D	0648 / 0649	0649 if cost is less than \$1,000 per unit
Projectors	0648/0649	0649 if cost is less than \$1,000 per unit
Projector Screen with Remote (motorized)	0648/0649	
Projector Replacement Lamp	0519	
Raptor - Annual Renewal	0369	
Raptor - Scanners & Printers	0649	
Raptor - Supplies (Labels)	0510	
Remote Controls	0519	
Ring Light	0519	
Rugs (Large) - Carpets for Kids Seating (with numbers, letters, circles, etc)	0642	
Scale - Gram scale for science	0642	
Scanners	0649	0649 if cost is less than \$1,000 per unit
Shelves (Ex: Sax All-Steel Double Sided Wire Drying Rack, 50 Shelves)	0642	
Shredding Services	0397	Function 7900
Shredder	0642	Function 7900
Skeleton	0641 / 0642	
Smartboards	0648 / 0649	0649 if Smartboard cost is less than \$1,000 per unit. Note: The stands should be treated as a separate purchase and coded to object 649 so that they are not tagged.
Sneeze Guards	0642	If less than \$1,000 each
Speakers (Bluetooth)	0649*	Features, size and cost will be considered. Object 0519 may be used in cases where the unit is inexpensive and more feasible to replace than repair.
Sports Officials & Football Security	0310	Function 7900
Student Admission Fees on Field Trips (not including sports events)	033X	0331: Travel - Local; 0332: Travel - Away; 0333: Travel Away - Out of State
Student Testing, AP Exams, Student Registration Fees	0736	

Item Description	Object Coding	Notes
Stylus Pens for Touch Screens	0519	
Surge Protector	0519	
Tablets	0643 / 0644	0644 if cost is less than \$1,000 per unit
Tablet Holder (Foldable Table Dock)	0649	
Telephone (desk telephone)	0642	Function 7900, object 0642 - leaning towards 0642 because it fits the supply vs. equipment criteria.
Teleprompter	0648 / 0649	0649 if cost is less than \$1,000 per unit
Tools - screwdrivers, drill bits, wrenches, pocket jigs, socket sets, clamps, and other small non powered hand tools	0510	Features, size and cost will be considered. Object 064X may be used in cases when the unit is non expendable making it more feasible to repair than replace.
Tools - table saws, jig table, drills, tool tables, portable welding tables, tool cabinets, and some power tools	0641/0642	Features, size and cost will be considered. Object 0510 may be used in cases when the unit is inexpensive and more feasible to replace than repair.
Toner for Copier & Ink for Printer	0519	
TV's	0648 / 0649	(0649 if cost is less than \$1,000 per unit; including setup, mount, etc.) See installation note below.
TV Installation	0687*	*If paid for in the same FY as the TV was purchased, code to the same account as the TV. If a different FY, use 7400 function and 0687 object.
TV Mount	0519 / 0649	If purchased at the same time as the TV, code to 0648/0649 with the TV. If purchased separately, code to 0519.
TV Stand (Mobile) - Rolling TV Cart	0649	MUST BE APPROVED BY RISK MANAGEMENT DEPT. These are typically not allowed due to safety reasons.
Ultra Drive Dock for Select Apple Macbook Laptops	0519	Ex: Best Buy item 6115810.
VR (Virtual Reality) Games	0369 / 0692	If the game is a renewal, 0369. If the game will not be renewed, 0692.
VR (Virtual Reality) Headset	0649	
Wi-Fi Router	0649	
Warranty on items purchased		Same coding as the item being purchased; ex: scanner coded to 0649, warranty will be coded to the same 0649.
Webcam	0648/0649	0649 if cost is less than \$1,000 per unit. Features, size and cost will be considered. Object 0519 may be used in cases where the unit is inexpensive and more feasible to replace than repair.
Wiggle Stool	0642	See note about furniture purchases.
Wipes (disinfecting wipes)	0510	We allow the disinfectant wipes but do NOT allow air freshener/disinfectant sprays due to individual's allergies. Please consult the Custodial Department for allowable cleaning sprays.
Wireless Interactive Whiteboard System	0519	Features, size and cost will be considered.
Wireless Presenter with laser pointer	0519	
Xebec Tri-Screen	0649	



Allowable Expenditures

Project #	Salaries	Extra Pay	Training	Travel	Supplies	Library Books	*Furniture	Equipment	Computers	Software	Subs	Field Trips
01080					✓	✓	✓	✓		✓		✓
02370					✓	✓	✓	✓		✓		✓
07160	✓											
07180		✓	✓	✓	✓	✓	✓	✓	✓	✓	✓	✓
07300												✓
53020	✓											
53030		✓	✓		✓	✓		✓	✓	✓	✓	
53050		✓			✓						✓	
60650						✓				✓		
60700					✓							
60960		✓		✓	✓	✓	✓	✓	✓	✓	✓	✓
67720		✓			✓			✓	✓	✓		

*District Approved Furniture

Updated February 26, 2024

Project 01080

Regular Operations

This is the funding source for general operations of the school and purchasing supplies for various departments. The original budget should be submitted based on the previous year's expenditures and the needs that have been brought to the attention of the principal. As the year progresses it is OK to move funds between the different accounts to accommodate the needs.

Things you can purchase:

- Supplies
- Equipment
- Books
- Telephone charges (see note below regarding cell phones)
- Innovation Center – general & professional magazines
- Innovation Center – purchase of equipment and their repairs
- Raptor renewal (7900 0369)
- Field Trips (\$70)
- Outdoor movie screen – inflatable (5100 0642)
- Kbit-2 Kit (xxxx 0510)
- Entrance mats used for student safety (7900 0510)
- Rewards: ribbons & small trophies, certificates, honor roll

Things you cannot purchase:

- Training & travel
- Extra pay or substitutes
- Clothing
- Parties
- Food (except for Home Ex: cooking classes & culinary programs)
- Gifts or flowers
- Artificial plants
- Personal items: rugs, lamps, mugs, heaters, fans, refrigerators, pictures, etc.
- Rewards: candy, bracelets, award tags

The overall ending balance carries forward into the supply account 5100 0510.

Notes:

- *Cell phones for the Principal and Assistant Principal are now paid with a District project and do not have to be budgeted in this project*

Project 02370

School Energy Incentive Program

This project follows the same guidelines as the Regular Operations project 01080.

Educational Enrichment Allocation (SAI)

Project 07160

Each school is provided an allocation and the Principal allocates to meet the needs of the school. If a district employee is to be paid for from EEA funds, use project 07160. An average salary calculation is used for budgeting positions. These funds for the most part cannot be moved.

Project 07180

If there are any funds remaining after allocating for staff the balance is placed in project 07180. These funds are to be used for **instructional** supplies, equipment, books, travel and training, field trips, and software. These funds may be moved between accounts but must stay within the project.

Things you can purchase:

- Supplies
- Supplies for Innovation Center (6200 0510)
- Books & videos for Innovation Center (6200 0612/0619 or 0622)
- Equipment
- Books
- Scripps National Spelling Bee Enrollment (5100 0369)
- Training & travel
- Field trips
- Substitutes while teacher is at training
- Extra pay if other than normal hours
- Extra pay for teachers who do KG testing prior to school starting (5100 0129)
- Software
- Awards – if for the classroom (such as A Honor Roll); not for birthday
- Kbit-2 Kit (xxxx 0510)

Things you cannot purchase:

- Food
- Rewards: candy, bracelets, award tags
- Gifts or flowers
- Clothing
- Parties

Funds carryover.

Notes: *Training for Principal, AP, Guidance Counselor is ok. (travel, registration, etc)*

Project 13010

High School Minor Sports

These funds are for the minor sports programs.

Things you can purchase:

- Instructional materials & equipment
- AV materials
- Student uniforms (to remain the property of the school)
- Appropriate rewards, patches, trophies & certificates
- Student travel (hotel & meals)
- Chaperone costs for regular season games
- Equipment repairs
- Coach's training
- Field trips
- Security
- Cheer Camp (travel & expenses), this is ok even if the camp is during the summer (per Terry 8/23/22)

Things you cannot purchase:

- T-shirts & clothing
- Golf umbrellas
- Food (not associated with travel)
- Gifts & parties

Funds carryover.

Notes:

- This includes football (per TM on 1/18/17)
- Cheerleading is considered a minor sport
- State series passes are ok (5100 0731)
- Uniforms if they remain property of the school (5100 0510)
- Entry fees (5100 0736)
- Officials (5100 0798)
- Charter bus rental & van rentals used for transporting students (7800 0360)
- Fuel for the vans (5100 033x)
- Security (7900 0310)
- Principal's travel is ok here, not AP (per TM)
- Cheerleading travel is allowed even if they are just cheering for the team (per TM on 4/1/16)

Project 13020

High School Bands

These funds are for the band program. Competition costs for students, instructors and required chaperones are allowed. Other allowable expenses are sheet music, tapes, music stands, field trips, equipment and repairs. Student expenses are coded to function 5100, object 033x.

Things you can purchase:

- Competition costs for students, instructors and required chaperones
- Sheet music, tapes, music stands, equipment and repairs
- Field trips
- MPA fees

Things you cannot purchase:

- Food for parties
- Gift certificates
- Gold charms
- T-shirts & clothing

Funds carryover.

Notes:

- Student registration/entry fees (5100 0736)
- Student travel – hotel & meals (5100 033x)
- Charter bus rental & van rentals used for transporting students (7800 0360)
- Fuel for the vans (5100 033x)
- Yellow bus (7800 0798)
- Music stands (0642)
- MPA fees (5100 0397)
- Color Guard supplies are ok
- Band can use 7800 0798 if they are using our bus to go to football game to play

Project 13030

Transport Band to Football Playoffs

The District pays 100% of transportation (charter buses, cars, school buses). Each school must pay 100% of lodging and meals.

Project 13040

Transport Teams to Playoffs

When requesting reimbursement for regional or state playoffs, the District will pay **half** the cost from project 13040. Proper documentation is required. Travel may be reimbursed for cheerleading teams that are competing in district level or higher competitions. This project cannot be used for cheerleaders to accompany other teams to playoffs. This includes football.

Notes:

Covers 50% of travel for students & chaperones and includes the following ~

- Meals, transportation and lodging
- Charter bus rental & van rentals used for transporting students (7800 0360)
- Fuel for the vans (5100 033x)
- Yellow bus (7800 0798)
- Entry fees **not** allowed in this project

**The school shall request reimbursement for travel for competitive athletic events sanctioned by FHSAA after district playoffs that take place beyond Santa Rosa County.*

Project 13080

Middle School Band & Orchestra

Allowable expenses are sheet music, tapes, music stands, field trips, equipment & repairs.

Things you cannot purchase:

- Food for parties

Funds carryover.

Project 13090

Band Uniforms - High School

Band uniforms are purchased from project 13090 on a rotating cycle.

The District pays 50% up to \$28,000 **or** 100% if the cost is \$10,000 or less.

Project 13120

Band & Chorus Uniforms - Middle Schools

Middle school band and chorus uniforms are purchased from this project. The allocation rotates among schools. This project is administered by the Fine Arts Director.

Project 60650

Instructional Materials – Innovation Center

An allocation for the Innovation Center for the purchase of the following:

- Books (object 0612)
- E-Books (object 0619)
- Videos (object 0622)
- Software (0369 if subscription)
- Internet service of information is an instructional material (object 0397)
- Maps & globes (object 0622)

You cannot purchase:

- Support agreements
- Furniture, Fixtures & Equipment
- Technology Related Furniture, Fixtures & Equipment
- Supplies
- Periodicals

Funds carryover in the budgeted line items.

Project 60700

Science Lab Materials

An allocation for ***consumable supplies*** to aid in science learning.

Things you cannot purchase:

- DVD's or videos
- Software
- Extra pay
- Equipment
- Travel

Funds carryover in the budgeted line items.

Project 60960

Disc Lottery-School Improvement

The School Advisory Council decides how these funds are spent, within normal guidelines. These funds *should be* spent in the year they are allocated; however, funds that are not spent do carry forward to the reserve account. These funds may not be used for programs that last for more than one year.

The SAC must sign all transfers.

Things you can purchase:

- Substitutes
- Extra pay for after school tutoring
- Supplies
- Equipment
- Computers & printers
- Travel & registration
- Textbooks
- Software
- Field trips – yellow bus (7800 0798), admission to the event (5100 0736)
- SRO's to be on duty at extracurricular activities (7900 0310)
- Bus Drivers to transport students to extracurricular activities
- Innovation Center books, software, videos, DVD's and equipment (function 6200)
- We have allowed microwaves for the cafeteria (7900 0642)

Things you cannot purchase:

- Food for any reason
- Parties or dinners
- Personal items
- Gifts & flowers
- Gift cards
- Clothing is not allowed for any purpose

Funds carryover in Reserves (9800 9999).

Project 67720

Florida School Recognition Program A+

These funds may only be spent on nonrecurring bonuses for faculty and staff, nonrecurring expenditures for educational equipment or materials to assist in maintaining & improving student performance and temporary personnel to assist in maintaining & improving student performance.

The school staff and SAC members must vote on the plan in accordance with Florida Statute.

These funds are intended to be spent in the year in which they are received.

The SAC must sign all transfers.

Things you cannot purchase:

- Field trips
- Food or parties
- Rewards

Remaining funds carryover in the budgeted line items.

Projects/Grants Assignment List

Fund #	Project #	Project Name	Person Responsible
1110	01000	Regular Operations--Departments	Vicki Perkins
	01080	Regular Operations--Schools	Vicki Perkins
	02000	Buildings & Grounds Maintenance	Vicki Perkins
	02370	School Energy Incentive Program	Vicki Perkins
	06150	Safe Schools-District Cost Portion	Mellisa Jones
	06620	Hurricane Sally	Kathy Branch
	06710	Major Disaster	Kathy Branch
	07160	EEA - Reg 180 Day Term	Vicki Perkins
	07180	EEA Operational Cost - Regular Term	Vicki Perkins
	07230	Reading Allocation	Vicki Perkins
	07280	EEA - C&I Special Allocations	Vicki Perkins
	09000	Vocational Education	Vicki Perkins
	09020	Consumable Supply Fee-Regular	Dan Bryan
	09030	Consumable Supply Fee-Law Enforce Trng	Dan Bryan
	09040	Vocational Production Shop Flow-Thru	Dan Bryan
	09090	Welding Lab Fee	Dan Bryan
	09100	Technology Fees	Dan Bryan
	09110	GED Testing Fees	Dan Bryan
	09120	TABE Testing Fees	Dan Bryan
	09130	CJBAT Fees	Dan Bryan
	09140	Adult General Ed Fees	Dan Bryan
	09150	Aviation Lab Fees	Dan Bryan
	10000	Workforce Education	Dan Bryan
	10080	Aviation - Power Plant	Dan Bryan
	10100	Industry Certifications-Performance Based	Dan Bryan
	10110	Adult General Ed Performance Funding Alloc	Dan Bryan
	10120	FJG Workforce Training Grant	Dan Bryan
	10140	Computer Science Certification	Dan Bryan
	10150	Computer Science Bonus	Dan Bryan
	10160	Student Success in Career & Technical Education Incentive Fund	Dan Bryan
	11020	Advanced Placement Add-On Allocation	Vicki Perkins
	11030	CAPE FTE Funds	Dan Bryan
	11120	Aquatic Center	Vicki Perkins
	13000	Community School	Dan Bryan
	13010	High School Minor Sports	Vicki Perkins
	13020	High School Bands	Vicki Perkins
	13030	Transport Band for Football Playoffs	Vicki Perkins
	13040	Transport Teams to Playoffs	Vicki Perkins
	13050	Saturday Football	Vicki Perkins
	13060	Football Helmet Inspection & Reconditioning	Vicki Perkins
	13070	MS & HS Band Inst Rep-Dist Level	Vicki Perkins
	13080	Middle School Band-School Level	Vicki Perkins
	13090	Band Uniforms & Instruments-HS	Vicki Perkins
	13100	Middle School Band & Orchestra-District Level	Vicki Perkins
	13110	Middle School Athletics	Vicki Perkins
	13120	Band & Chorus Uniforms - Middle School	Vicki Perkins
	13130	Athletics	Vicki Perkins
	13140	Middle School Orchestra-School Level	Vicki Perkins
	13200	High School Apparel	Mellisa Jones
	40000	Federal Impact Aid	Dan Bryan

Projects/Grants Assignment List

Fund #	Project #	Project Name	Person Responsible
	44000	Reserve Officers Training Corps (ROTC)	Mellisa Jones
	51000	Medicaid - Administrative Claiming	Terry St. Cyr
	51010	Medicaid - Direct Services	Vicki Perkins
	53090	Head Start/Title I Pre-School Program	Ju'Lynn Payne / Shanee Ducker
	53200	JHPA Title I Repayment	Ju'Lynn Payne / Shanee Ducker
	59010	Intensive Reading Initiative Pilot	Ju'Lynn Payne / Shanee Ducker
	59020	Science of Reading Literacy and Tutoring (SoRT) Program	Ju'Lynn Payne / Shanee Ducker
	60010	Repl. & Maint. Of Voc Ed Equip	Vicki Perkins
	60550	SBO-Recruitment	Vicki Perkins
	60560	FL Teachers Classroom Supply Assistance	Mellisa Jones / Tai Miller
	60570	Recruitment	Vicki Perkins
	60590	FL Best & Brightest Teacher Scholarship	Mellisa Jones
	60600	Best/Brightest Teacher Non-Cat	Mellisa Jones
	60610	FDLRS Associate Center General Revenue	Dan Bryan
	60620	SEDNET	Dan Bryan
	60630	Youth Mental Health Aware & Training	Dan Bryan
	60640	USF SEDNET	Dan Bryan
	60650	Instructional Materials - Library	Vicki Perkins
	60700	Science Lab Materials	Vicki Perkins
	60960	Discretionary Lottery Funds	Vicki Perkins
	61600	Safe Schools-School Resource Officers	Mellisa Jones
	61620	Safe Schools	Mellisa Jones
	61630	Safe Schools - Non-Categorical	Mellisa Jones
	61640	Safety School Mapping	Mellisa Jones
	61750	Mental Health Assistance	Vicki Perkins
	61760	EEA - Turnaround Allocation	Ju'Lynn Payne / Shanee Ducker
	61970	Digital Classrooms	Vicki Perkins
	62750	Law Enf Trng-Local Revenue Source	Dan Bryan
	62770	Law Enf-Continuing Education	Dan Bryan
	63130	Law Enf Trng-General	Dan Bryan
	63140	Law Academy Scholarship	Dan Bryan
	67660	Scholarships and Grants - George Stone	Dan Bryan
	67720	Florida School Recognition Program	Mellisa Jones
	68180	Florida Student Assistance Grant - Career Ed	Dan Bryan
	68220	Escambia County Road Prison	Dan Bryan
	72500	Adlt Fees-Cap Imprv,Tech Enhnc Equip Bldg	Dan Bryan
	73700	Contributions to Special Ed	Vicki Perkins
	73750	Special Contributions	Vicki Perkins
	73790	Pensacola Electrical Apprenticeship	Dan Bryan
	75290	Individual Training Account Agreement	
	75420	Voluntary Pre-K Education Program	Ju'Lynn Payne / Shanee Ducker

Projects/Grants Assignment List

Fund #	Project #	Project Name	Person Responsible
	75430	Summer Voluntary Pre-K Education Program	Ju'Lynn Payne / Shanee Ducker
	75460	CARES Act-VPK	Ju'Lynn Payne / Shanee Ducker
	75470	CRRSA Act-VPK Recruit, Upskill, and Retain	Ju'Lynn Payne / Shanee Ducker
	76300	Financial Aid Fees	Dan Bryan
	77700	Child Care (After School) (Dist Operated)	Vicki Perkins
	77710	Child Care (After School) (Contracted)	Vicki Perkins
4210	45210	Pell Grant	Dan Bryan
	45220	Federal Administrative Cost Allowance	Dan Bryan
	45510	Supplemental Educ Opportunity Grant (SEOG)	Dan Bryan
	45520	CARES Act - GSTC	Dan Bryan
	45540	CARES Act - HEERF II - GSTC	Dan Bryan
	45750	Operation: Cyberworld	Dan Bryan
	45760	Military: Taking Flight	Dan Bryan
	45770	Military : Afterburner	Dan Bryan
	45780	Knowing and Embracing World Languages (KEWL)	Dan Bryan
	45790	All In For The Arts	Dan Bryan
	50210	Carl Perkins Postsecondary	Ju'Lynn Payne
	50220	Carl Perkins Secondary	Ju'Lynn Payne
	50240	Perkins Equip Upgrade & Modern	Ju'Lynn Payne
	52030	Workforce Innovation & Opportunity Act (WIOA)	Vicki Perkins
	52320	FDLRS Associate Center IDEA Part B Discretionary	Ju'Lynn Payne
	52340	Sednet/Idea Part B	Ju'Lynn Payne
	52350	Sednet/Idea Part B-Trust	Ju'Lynn Payne
	52360	IDEA, Part B, Entitlement	Ju'Lynn Payne
	52370	IDEA, Part B, Pre-School Entitlement	Ju'Lynn Payne
	53000	Title I, Delinquent	Ju'Lynn Payne
	53020	Title I, Part A, Basic - Salaries & Benefits	Ju'Lynn Payne
	53030	Title I, Part A, Basic	Ju'Lynn Payne
	53050	Title I, Part A Basic - Parental Involvement	Ju'Lynn Payne
	53070	Title I, Part A, Basic - Summer School & Pre-K	Ju'Lynn Payne
	53160	Title I, Basic - Private School Services	Ju'Lynn Payne
	53410	Adult Geographic	Ju'Lynn Payne
	53520	Homeless Children & Youth	Ju'Lynn Payne
	53530	Neglected & Delinquent	Ju'Lynn Payne
	54010	Title I, UNISIG	Ju'Lynn Payne
	54020	UniSIG Supp Tch Alloc	Ju'Lynn Payne
	54040	UniSIG Strategic Initiatives	Ju'Lynn Payne
	54060	Turnaround Leadership	Ju'Lynn Payne
	55370	Title IV, Student Academic	Ju'Lynn Payne
	57050	Foster Student Transportation	Ju'Lynn Payne
	57060	Title I, Part A, Roll Forward	Ju'Lynn Payne
	57070	Title I, Part A, Ed Services	Ju'Lynn Payne
	57700	Title II - Mathematics	Ju'Lynn Payne
	57710	Title II - Social Studies	Ju'Lynn Payne
	57720	Title II - Private Schools	Ju'Lynn Payne
	57730	Title II - Fine Arts	Ju'Lynn Payne

Projects/Grants Assignment List

Fund #	Project #	Project Name	Person Responsible
	57740	Title II - Reading	Ju'Lynn Payne
	57750	Title II - Science	Ju'Lynn Payne
	57760	Title II - Language Arts	Ju'Lynn Payne
	57780	Title II - Staff Development	Ju'Lynn Payne
	57800	Title II - Roll Forward	Ju'Lynn Payne
	58200	Title IX, Part A, Homeless	Ju'Lynn Payne
	58810	Title III - English Language Acquisition	Ju'Lynn Payne
	58890	Enhanced Inst Opp for Recently Arrived Imm Child	Ju'Lynn Payne
4430	45570	Dual Enrollment Pathways Expansion	Dan Bryan
4450	06700	ESSER III - ARP	Ju'Lynn Payne / Shanee Ducker
	06720	ARP ESSER III - Learning Loss	Ju'Lynn Payne / Shanee Ducker
	06760	ARP Intensive Afterschool and Weekend Academics	Ju'Lynn Payne / Shanee Ducker
	06770	Instructional Materials - ARP ESSER	Ju'Lynn Payne / Shanee Ducker
	06780	ARP ESSER Supplemental Programming	Ju'Lynn Payne / Shanee Ducker
	06790	Targeted Math and STEM	Ju'Lynn Payne / Shanee Ducker
4460	52500	American Rescue Plan-HCY	Ju'Lynn Payne / Shanee Ducker
	52520	High-Impact Reading Interventions & Targeted Supports - ARP	Ju'Lynn Payne / Shanee Ducker

PROJECT CONTACT INFORMATION

- Kathy Branch KBranch@ecsdfl.us 469-6292
- Shanee Ducker Sducker@ecsdfl.us 469-6173
- Dan Bryan Dbryan1@ecsdfl.us 469-6129
- Ju'Lynn Payne Jpayne2@ecsdfl.us 469-6321
- Mellisa Jones Miones6@ecsdfl.us 469-6376
- Tai Miller Tmiller4@ecsdfl.us 469-6357
- Vicki Perkins Vperkins1@ecsdfl.us 469-6212