

SCHOOL DISTRICT OF ESCAMBIA COUNTY



FISCAL YEAR 2019-2020

PROPOSED TENTATIVE BUDGET

APPROVED
ESCAMBIA COUNTY SCHOOL BOARD

JUL 30 2019

MALCOLM THOMAS, SUPERINTENDENT
VERIFIED BY RECORDING SECRETARY

July 30, 2019

Table of Contents

District Summary Budget 2019-2020	1-17
-----------------------------------------	------

Supplemental Information

District Summary Budget 2019-2020 Analysis by Fund	18
General Operating Fund 2019-2020 Estimated Revenue	19
General Operating Fund 2019-2020 Proposed Appropriations by Object.....	20
Certification of School Taxable Value	21-22
Proposed Millage and Ad Valorem Tax Levies by Fund	23
Proposed District Millage Levies.....	24
Analysis of Property Taxes Generated	25
Millage Levied by School Board 1990-1991 to 2019-2020	26
Analysis of Tax Roll 1995-1996 to 2019-2020	27

Advertisements

Notice of Budget Hearing	28
Notice of Tax for School Capital Outlay	29
Budget Summary Notice.....	30

Resolutions

Resolution Number 2020-01	31
Resolution Number 2020-02.....	32

**DISTRICT SUMMARY BUDGET
2019-20**

DISTRICT SCHOOL BOARD OF ESCAMBIA COUNTY
 DISTRICT SUMMARY BUDGET
 Fiscal Year 2019-20

SECTION I. ASSESSMENT AND MILLAGE LEVIES

A. Certified Taxable Value of Property in County by Property Appraiser		20,463,365,354.00
B. Millage Levies on Nonexempt Property:		
	DISTRICT MILLAGE LEVIES	
	Nonvoted	Voted
	Total	
1. Required Local Effort	3.9440	
2. Prior-Period Funding Adjustment Millage		
3. Discretionary Operating	0.7480	
4. Additional Operating		
5. Additional Capital Improvement		
6. Local Capital Improvement	1.3510	
7. Discretionary Capital Improvement		
8. Debt Service		
TOTAL MILLS	6.0430	

ESE 139

APPROVED
 ESCAMBIA COUNTY SCHOOL BOARD

JUL 30 2019

MALCOLM THOMAS, SUPERINTENDENT
 VERIFIED BY RECORDING SECRETARY

DISTRICT SCHOOL BOARD OF ESCAMBIA COUNTY
 DISTRICT SUMMARY BUDGET
 For Fiscal Year Ending June 30, 2020

SECTION II. GENERAL FUND - FUND 100

	Account Number	
ESTIMATED REVENUES		
<i>FEDERAL:</i>		
Federal Impact, Current Operations	3121	500,000.00
Reserve Officers Training Corps (ROTC)	3191	450,000.00
Miscellaneous Federal Direct	3199	
Total Federal Direct	3100	950,000.00
<i>FEDERAL THROUGH STATE AND LOCAL:</i>		
Medicaid	3202	1,200,000.00
National Forest Funds	3255	
Federal Through Local	3280	
Miscellaneous Federal Through State	3299	1,147,596.00
Total Federal Through State and Local	3200	2,347,596.00
<i>STATE:</i>		
Florida Education Finance Program (FEFP)	3310	162,863,669.00
Workforce Development	3315	3,794,637.00
Workforce Development Capitalization Incentive Grant	3316	
Workforce Education Performance Incentives	3317	135,000.00
Adults With Disabilities	3318	
CO&DS Withheld for Administrative Expenditure	3323	24,217.00
Diagnostic and Learning Resources Centers	3335	
Sales Tax Distribution (s. 212.20(6)(d)6.a., F.S.)	3341	446,500.00
State Forest Funds	3342	
State License Tax	3343	55,000.00
District Discretionary Lottery Funds	3344	132,336.00
Class Size Reduction Operating Funds	3355	42,274,952.00
Florida School Recognition Funds	3361	981,092.00
Voluntary Prekindergarten Program (VPK)	3371	1,561,053.10
Preschool Projects	3372	
Reading Programs	3373	
Full-Service Schools Program	3378	
State Through Local	3380	
Other Miscellaneous State Revenues	3399	383,272.00
Total State	3300	212,651,728.10
<i>LOCAL:</i>		
District School Taxes	3411	92,173,545.00
Tax Redemptions	3421	
Payment in Lieu of Taxes	3422	
Excess Fees	3423	
Tuition	3424	
Lease Revenue	3425	200,000.00
Investment Income	3430	750,000.00
Gifts, Grants and Bequests	3440	84,150.00
Interest Income - Leases	3445	
Adult General Education Course Fees	3461	50,000.00
Postsecondary Career Certificate and Applied Technology Diploma	3462	600,000.00
Continuing Workforce Education Course Fees	3463	20,000.00
Capital Improvement Fees	3464	25,000.00
Postsecondary Lab Fees	3465	139,500.00
Lifelong Learning Fees	3466	
GED* Testing Fees	3467	10,000.00
Financial Aid Fees	3468	65,000.00
Other Student Fees	3469	38,000.00
Preschool Program Fees	3471	
Prekindergarten Early Intervention Fees	3472	
School-Age Child Care Fees	3473	409,000.00
Other Schools, Courses and Classes Fees	3479	
Miscellaneous Local Sources	3490	2,500,000.00
Total Local	3400	97,064,195.00
TOTAL ESTIMATED REVENUES		313,013,519.10
OTHER FINANCING SOURCES:		
Loans	3720	
Sale of Capital Assets	3730	
Loss Recoveries	3740	
<i>Transfers In:</i>		
From Debt Service Funds	3620	
From Capital Projects Funds	3630	8,146,935.00
From Special Revenue Funds	3640	
From Permanent Funds	3660	
From Internal Service Funds	3670	
From Enterprise Funds	3690	
Total Transfers In	3600	8,146,935.00
TOTAL OTHER FINANCING SOURCES		8,146,935.00
Fund Balance, July 1, 2019	2800	43,166,132.99
TOTAL ESTIMATED REVENUES, OTHER FINANCING SOURCES AND FUND BALANCE		364,326,587.09

APPROVED
 ESCAMBIA COUNTY SCHOOL BOARD

JUL 30 2019

MALCOLM THOMAS, SUPERINTENDENT
 VERIFIED BY RECORDING SECRETARY

DISTRICT SCHOOL BOARD OF ESCAMBIA COUNTY
 DISTRICT SUMMARY BUDGET
 For Fiscal Year Ending June 30, 2020

SECTION II. GENERAL FUND - FUND 100 (Continued)

APPROPRIATIONS	Account Number	Totals	Salaries 100	Employee Benefits 200	Purchased Services 300	Energy Services 400	Materials and Supplies 500	Capital Outlay 600	Other 700
Instruction	5000	198,724,858.61	132,688,802.29	38,420,841.49	15,556,865.97	12,400.00	5,071,641.58	1,929,209.28	5,045,098.00
Student Support Services	6100	16,603,301.74	11,061,416.72	3,501,571.88	1,887,740.94	2,850.00	125,582.20	1,630.00	22,510.00
Instructional Media Services	6200	4,469,311.07	3,131,110.00	1,020,143.00	48,644.00		32,254.00	178,680.07	58,480.00
Instruction and Curriculum Development Services	6300	6,903,883.49	5,221,972.12	1,478,603.69	100,884.18		30,047.00	31,296.50	41,080.00
Instructional Staff Training Services	6400	3,288,257.47	2,001,664.57	584,713.87	491,919.03		47,607.00	57,900.00	104,453.00
Instruction-Related Technology	6500	3,358,381.38	1,694,073.00	554,471.00	976,353.38			126,500.00	6,984.00
Board	7100	1,424,818.72	651,391.00	294,287.00	423,844.72	600.00	3,080.00		51,616.00
General Administration	7200	689,468.00	405,347.00	128,019.00	74,802.00			600.00	71,700.00
School Administration	7300	16,756,759.00	12,773,045.00	3,870,470.00	4,697.00		62,204.00	5,123.00	41,220.00
Facilities Acquisition and Construction	7400	1,619,294.52	600,810.00	630,297.00	230,987.51	20,750.00	11,157.12	119,642.89	5,650.00
Fiscal Services	7500	2,447,988.63	1,581,512.00	529,708.00	304,470.63		17,873.00		14,425.00
Food Service	7600	60,000.00	60,000.00						
Central Services	7700	7,547,290.38	4,788,412.00	979,798.00	1,352,876.38	29,106.00	167,238.00	3,400.00	226,460.00
Student Transportation Services	7800	17,641,239.39	9,034,418.00	3,451,084.00	988,879.39	1,493,526.00	1,240,430.00	18,265.00	1,414,637.00
Operation of Plant	7900	26,185,642.89	6,592,536.00	2,339,064.00	6,140,411.89	9,845,405.00	795,721.00	82,105.00	390,400.00
Maintenance of Plant	8100	11,575,766.65	4,505,841.00	1,970,765.00	2,839,800.65	194,975.00	1,948,425.00	80,960.00	35,000.00
Administrative Technology Services	8200	3,191,233.00	2,376,292.00	750,141.00	1,800.00	3,000.00		60,000.00	
Community Services	9100	554,000.00	99,000.00	19,569.00	8,300.00		31,131.00		396,000.00
Debt Service	9200								
Other Capital Outlay	9300								
TOTAL APPROPRIATIONS		323,041,494.94	199,267,642.70	60,523,546.93	31,433,277.67	11,602,612.00	9,653,390.90	2,635,311.74	7,925,713.00
OTHER FINANCING USES:									
Transfers Out: (Function 9700)									
To Debt Service Funds	920								
To Capital Projects Funds	930								
To Special Revenue Funds	940								
To Permanent Funds	960								
To Internal Service Funds	970								
To Enterprise Funds	990								
Total Transfers Out	9700								
TOTAL OTHER FINANCING USES									
Nonspendable Fund Balance, June 30, 2020	2710	1,069,859.69							
Restricted Fund Balance, June 30, 2020	2720	8,035,428.61							
Committed Fund Balance, June 30, 2020	2730								
Assigned Fund Balance, June 30, 2020	2740	26,124,321.99							
Unassigned Fund Balance, June 30, 2020	2750	6,055,481.87							
TOTAL ENDING FUND BALANCE	2700	41,285,092.15							
TOTAL APPROPRIATIONS, OTHER FINANCING USES AND FUND BALANCE		364,326,587.09							

APPROVED
 ESCAMBIA COUNTY SCHOOL BOARD

JUL 30 2019

MALCOLM THOMAS, SUPERINTENDENT
 VERIFIED BY RECORDING SECRETARY

DISTRICT SCHOOL BOARD OF ESCAMBIA COUNTY
 DISTRICT SUMMARY BUDGET
 For Fiscal Year Ending June 30, 2020

SECTION III. SPECIAL REVENUE FUNDS - FOOD SERVICES - FUND 410

ESTIMATED REVENUES	Account Number	
<i>FEDERAL DIRECT:</i>		
Miscellaneous Federal Direct	3199	
Total Federal Direct	3100	
<i>FEDERAL THROUGH STATE AND LOCAL:</i>		
National School Lunch Act	3260	18,243,453.00
USDA-Donated Commodities	3265	1,200,000.00
Federal Through Local	3280	
Miscellaneous Federal Through State	3299	
Total Federal Through State and Local	3200	19,443,453.00
<i>STATE:</i>		
School Breakfast Supplement	3337	128,500.00
School Lunch Supplement	3338	149,200.00
State Through Local	3380	
Other Miscellaneous State Revenues	3399	3,000.00
Total State	3300	280,700.00
<i>LOCAL:</i>		
Investment Income	3430	17,000.00
Gifts, Grants and Bequests	3440	
Food Service	3450	2,205,000.00
Other Miscellaneous Local Sources	3495	10,000.00
Total Local	3400	2,232,000.00
TOTAL ESTIMATED REVENUES		21,956,153.00
OTHER FINANCING SOURCES:		
Loans	3720	
Sale of Capital Assets	3730	
Loss Recoveries	3740	
<i>Transfers In:</i>		
From General Fund	3610	
From Debt Service Funds	3620	
From Capital Projects Funds	3630	
Interfund	3650	
From Permanent Funds	3660	
From Internal Service Funds	3670	
From Enterprise Funds	3690	
Total Transfers In	3600	
TOTAL OTHER FINANCING SOURCES		
Fund Balance, July 1, 2019	2800	7,752,560.00
TOTAL ESTIMATED REVENUES, OTHER FINANCING SOURCES AND FUND BALANCE		29,708,713.00

DISTRICT SCHOOL BOARD OF ESCAMBIA COUNTY
DISTRICT SUMMARY BUDGET
For Fiscal Year Ending June 30, 2020

SECTION III. SPECIAL REVENUE FUNDS - FOOD SERVICES -
FUND 410 (CONTINUED)

APPROPRIATIONS	Account Number	
<i>Food Services: (Function 7600)</i>		
Salaries	100	5,153,450.00
Employee Benefits	200	2,716,700.00
Purchased Services	300	746,423.73
Energy Services	400	283,775.00
Materials and Supplies	500	11,354,477.68
Capital Outlay	600	601,751.84
Other	700	1,387,569.00
Capital Outlay (Function 9300)	600	
TOTAL APPROPRIATIONS		22,244,147.25
OTHER FINANCING USES:		
<i>Transfers Out (Function 9700)</i>		
To General Fund	910	
To Debt Service Funds	920	
To Capital Projects Funds	930	
Interfund	950	
To Permanent Funds	960	
To Internal Service Funds	970	
To Enterprise Funds	990	
Total Transfers Out	9700	
TOTAL OTHER FINANCING USES		
Nonspendable Fund Balance, June 30, 2020	2710	1,486,973.18
Restricted Fund Balance, June 30, 2020	2720	5,977,592.57
Committed Fund Balance, June 30, 2020	2730	
Assigned Fund Balance, June 30, 2020	2740	
Unassigned Fund Balance, June 30, 2020	2750	
TOTAL ENDING FUND BALANCE	2700	7,464,565.75
TOTAL APPROPRIATIONS, OTHER FINANCING USES AND FUND BALANCE		29,708,713.00

ESE 139

APPROVED
ESCAMBIA COUNTY SCHOOL BOARD

JUL 30 2019

MALCOLM THOMAS, SUPERINTENDENT
VERIFIED BY RECORDING SECRETARY

JUL 30 2019

DISTRICT SCHOOL BOARD OF ESCAMBIA COUNTY
 DISTRICT SUMMARY BUDGET
 For Fiscal Year Ending June 30, 2020

SECTION IV. SPECIAL REVENUE FUNDS - OTHER FEDERAL PROGRAMS - FUND 420

MALCOLM THOMAS, SUPERINTENDENT
 VERIFIED BY RECORDING SECRETARY

ESTIMATED REVENUES	Account Number	
<i>FEDERAL DIRECT:</i>		
Head Start	3130	
Workforce Innovation and Opportunity Act	3170	
Community Action Programs	3180	
Reserve Officers Training Corps (ROTC)	3191	
Pell Grants	3192	
Miscellaneous Federal Direct	3199	2,656,411.51
Total Federal Direct	3100	2,656,411.51
<i>FEDERAL THROUGH STATE AND LOCAL:</i>		
Career and Technical Education	3201	703,023.00
Medicaid	3202	
Workforce Innovation and Opportunity Act	3220	504,856.00
Teacher and Principal Training and Recruiting - Title II, Part A	3225	
Math and Science Partnerships - Title II, Part B	3226	
Individuals with Disabilities Education Act (IDEA)	3230	13,190,147.26
Elementary and Secondary Education Act, Title I	3240	19,014,460.20
Language Instruction - Title III	3241	
Twenty-First Century Schools - Title IV	3242	
Federal Through Local	3280	
Miscellaneous Federal Through State	3299	3,522,120.79
Total Federal Through State And Local	3200	36,934,607.25
<i>STATE:</i>		
State Through Local	3380	
Other Miscellaneous State Revenues	3399	
Total State	3300	
<i>LOCAL:</i>		
Investment Income	3430	
Gifts, Grants and Bequests	3440	
Adult General Education Course Fees	3461	
Other Miscellaneous Local Sources	3495	
Total Local	3400	
TOTAL ESTIMATED REVENUES		39,591,018.76
OTHER FINANCING SOURCES:		
Loans	3720	
Sale of Capital Assets	3730	
Loss Recoveries	3740	
<i>Transfers In:</i>		
From General Fund	3610	
From Debt Service Funds	3620	
From Capital Projects Funds	3630	
Interfund	3650	
From Permanent Funds	3660	
From Internal Service Funds	3670	
From Enterprise Funds	3690	
Total Transfers In	3600	
TOTAL OTHER FINANCING SOURCES		
Fund Balance, July 1, 2019	2800	
TOTAL ESTIMATED REVENUES, OTHER FINANCING SOURCES AND FUND BALANCE		39,591,018.76

DISTRICT SCHOOL BOARD OF ESCAMBIA COUNTY
DISTRICT SUMMARY BUDGET
For Fiscal Year Ending June 30, 2020

SECTION IV. SPECIAL REVENUE FUNDS - OTHER FEDERAL PROGRAMS - FUND 420 (Continued)

APPROPRIATIONS	Account Number	Totals	Salaries 100	Employee Benefits 200	Purchased Services 300	Energy Services 400	Materials and Supplies 500	Capital Outlay 600	Other 700
Instruction	5000	15,967,182.92	5,762,412.23	2,604,464.14	2,923,599.47		2,538,723.39	768,780.61	1,369,203.08
Student Support Services	6100	1,628,217.65	690,826.30	223,614.02	342,567.64		255,920.69	15,824.00	99,465.00
Instructional Media Services	6200	45,115.39	16,071.36	7,416.13			3,915.00	17,712.90	
Instruction and Curriculum Development Services	6300	7,947,152.74	5,778,586.71	1,682,383.95	163,495.82		139,993.72	99,888.70	82,803.84
Instructional Staff Training Services	6400	6,046,391.45	2,589,353.62	729,801.10	2,104,757.12	500.00	411,488.62	34,353.41	176,137.58
Instruction-Related Technology	6500	1,511,018.58	1,002,160.49	345,220.66	104,900.00		18,000.00	5,950.00	34,787.43
Board	7100								1,840,261.24
General Administration	7200	1,840,261.24							
School Administration	7300	6,319.68	693.16	126.52	5,500.00			2,000.00	
Facilities Acquisition and Construction	7400	2,000.00							
Fiscal Services	7500								
Food Services	7600								
Central Services	7700	169,591.70	69,755.51	21,687.53	67,940.36		1,608.30		8,600.00
Student Transportation Services	7800	3,296,852.04	1,716,610.00	928,401.00	26,026.00	2,000.00			623,815.04
Operation of Plant	7900	18,028.37	200.00	36.00	11,732.37				6,060.00
Maintenance of Plant	8100								
Administrative Technology Services	8200	82,644.00	61,997.00	20,647.00					
Community Services	9100	1,030,243.00		2,173.00	6,327.00		800.00		1,020,943.00
Other Capital Outlay	9300								
TOTAL APPROPRIATIONS		39,591,018.76	17,688,666.38	6,565,971.05	5,756,845.78	2,500.00	3,370,449.72	944,509.62	5,262,076.21
OTHER FINANCING USES:									
<i>Transfers Out: (Function 9700)</i>									
To General Fund	910								
To Debt Service Funds	920								
To Capital Projects Funds	930								
Interfund	950								
To Permanent Funds	960								
To Internal Service Funds	970								
To Enterprise Funds	990								
Total Transfers Out	9700								
TOTAL OTHER FINANCING USES									
Nonspendable Fund Balance, June 30, 2020	2710								
Restricted Fund Balance, June 30, 2020	2720								
Committed Fund Balance, June 30, 2020	2730								
Assigned Fund Balance, June 30, 2020	2740								
Unassigned Fund Balance, June 30, 2020	2750								
TOTAL ENDING FUND BALANCE	2700								
TOTAL APPROPRIATIONS, OTHER FINANCING USES AND FUND BALANCE		39,591,018.76							

ESE 139

APPROVED
ESCAMBIA COUNTY SCHOOL BOARD

JUL 30 2019

MALCOLM THOMAS, SUPERINTENDENT
VERIFIED BY RECORDING SECRETARY

DISTRICT SCHOOL BOARD OF ESCAMBIA COUNTY
DISTRICT SUMMARY BUDGET
For Fiscal Year Ending June 30, 2020

SECTION V. SPECIAL REVENUE FUNDS - MISCELLANEOUS - FUND 490

ESTIMATED REVENUES	Account Number	
<i>FEDERAL THROUGH STATE AND LOCAL:</i>		
Federal Through Local	3280	
Total Federal Through State and Local	3200	
<i>LOCAL:</i>		
Investment Income	3430	
Gifts, Grants and Bequests	3440	
Other Miscellaneous Local Sources	3495	
Total Local	3400	
TOTAL ESTIMATED REVENUES	3000	
OTHER FINANCING SOURCES		
<i>Transfers In:</i>		
From General Fund	3610	
From Debt Service Funds	3620	
From Capital Projects Funds	3630	
Interfund	3650	
From Permanent Funds	3660	
From Internal Service Funds	3670	
From Enterprise Funds	3690	
Total Transfers In	3600	
TOTAL OTHER FINANCING SOURCES		
Fund Balance, July 1, 2019	2800	
TOTAL ESTIMATED REVENUES, OTHER FINANCING SOURCES AND FUND BALANCE		

DISTRICT SCHOOL BOARD OF ESCAMBIA COUNTY
DISTRICT SUMMARY BUDGET
For Fiscal Year Ending June 30, 2020

SECTION V. SPECIAL REVENUE FUNDS - MISCELLANEOUS - FUND 490 (Continued)

APPROPRIATIONS	Account Number	Totals	Salaries 100	Employee Benefits 200	Purchased Services 300	Energy Services 400	Materials and Supplies 500	Capital Outlay 600	Other 700
Instruction	5000								
Student Support Services	6100								
Instructional Media Services	6200								
Instruction and Curriculum Development Services	6300								
Instructional Staff Training Services	6400								
Instruction-Related Technology	6500								
Board	7100								
General Administration	7200								
School Administration	7300								
Facilities Acquisition and Construction	7400								
Fiscal Services	7500								
Central Services	7700								
Student Transportation Services	7800								
Operation of Plant	7900								
Maintenance of Plant	8100								
Administrative Technology Services	8200								
Community Services	9100								
Other Capital Outlay	9300								
TOTAL APPROPRIATIONS									
OTHER FINANCING USES:									
<i>Transfers Out: (Function 9700)</i>									
To General Fund	910								
To Debt Service Funds	920								
To Capital Projects Funds	930								
Interfund	950								
To Permanent Funds	960								
To Internal Service Funds	970								
To Enterprise Funds	990								
Total Transfers Out	9700								
TOTAL OTHER FINANCING USES									
Nonspendable Fund Balance, June 30, 2020	2710								
Restricted Fund Balance, June 30, 2020	2720								
Committed Fund Balance, June 30, 2020	2730								
Assigned Fund Balance, June 30, 2020	2740								
Unassigned Fund Balance, June 30, 2020	2750								
TOTAL ENDING FUND BALANCE	2700								
TOTAL APPROPRIATIONS, OTHER FINANCING USES AND FUND BALANCE									

DISTRICT SCHOOL BOARD OF ESCAMBIA COUNTY
DISTRICT SUMMARY BUDGET
For Fiscal Year Ending June 30, 2020

SECTION VI. DEBT SERVICE FUNDS

ESTIMATED REVENUES	Account Number	Totals	210 SBE/COBI Bonds	220 Special Act Bonds	230 Sections 1011.14 & 1011.15, F.S., Loans	240 Motor Vehicle Revenue Bonds	250 District Bonds	290 Other Debt Service	299 ARRA Economic Stimulus Debt Service
<i>FEDERAL DIRECT SOURCES:</i>									
Miscellaneous Federal Direct	3199								
Total Federal Direct Sources	3100								
<i>FEDERAL THROUGH STATE AND LOCAL:</i>									
Miscellaneous Federal Through State	3299								
Total Federal Through State and Local	3200								
<i>STATE SOURCES:</i>									
CO&DS Withheld for SBE/COBI Bonds	3322	217,355.00	217,355.00						
SBE/COBI Bond Interest	3326								
Sales Tax Distribution (s. 212.20(6)(d)6.a., F.S.)	3341								
Total State Sources	3300	217,355.00	217,355.00						
<i>LOCAL SOURCES:</i>									
District Debt Service Taxes	3412								
County Local Sales Tax	3418								
School District Local Sales Tax	3419								
Tax Redemptions	3421								
Excess Fees	3423								
Investment Income	3430								
Gifts, Grants and Bequests	3440								
Total Local Sources	3400								
TOTAL ESTIMATED REVENUES		217,355.00	217,355.00						
<i>OTHER FINANCING SOURCES:</i>									
Issuance of Bonds	3710								
Loans	3720								
Proceeds of Lease-Purchase Agreements	3750								
Premium on Long-term Debt	3790								
<i>Transfers In:</i>									
From General Fund	3610								
From Capital Projects Funds	3630	10,617,500.00						10,617,500.00	
From Special Revenue Funds	3640								
Interfund (Debt Service Only)	3650								
From Permanent Funds	3660								
From Internal Service Funds	3670								
From Enterprise Funds	3690								
Total Transfers In	3600	10,617,500.00						10,617,500.00	
TOTAL OTHER FINANCING SOURCES		10,617,500.00						10,617,500.00	
Fund Balance, July 1, 2019	2800	10,012,927.00	34,543.00					9,978,384.00	
TOTAL ESTIMATED REVENUES, OTHER FINANCING SOURCES AND FUND BALANCES		20,847,782.00	251,898.00					20,595,884.00	

APPROVED
ESCAMBIA COUNTY SCHOOL BOARD

JUL 30 2019

MALCOLM THOMAS, SUPERINTENDENT
VERIFIED BY RECORDING SECRETARY

DISTRICT SCHOOL BOARD OF ESCAMBIA COUNTY
DISTRICT SUMMARY BUDGET
For Fiscal Year Ending June 30, 2020

SECTION VI. DEBT SERVICE FUNDS (Continued)

APPROPRIATIONS	Account Number	Totals	210 SBE/COBI Bonds	220 Special Act Bonds	230 Sections 1011.14 & 1011.15, F.S., Loans	240 Motor Vehicle Revenue Bonds	250 District Bonds	290 Other Debt Service	299 ARRA Economic Stimulus Debt Service
<i>Debt Service: (Function 9200)</i>									
Redemption of Principal	710	8,373,000.00	158,000.00					8,215,000.00	
Interest	720	2,411,855.00	59,355.00					2,352,500.00	
Dues and Fees	730	50,000.00						50,000.00	
Miscellaneous	790								
TOTAL APPROPRIATIONS	9200	10,834,855.00	217,355.00					10,617,500.00	
OTHER FINANCING USES:									
Payments to Refunding Escrow Agent (Function 9299)	760								
<i>Transfers Out: (Function 9700)</i>									
To General Fund	910								
To Capital Projects Funds	930								
To Special Revenue Funds	940								
Interfund (Debt Service Only)	950								
To Permanent Funds	960								
To Internal Service Funds	970								
To Enterprise Funds	990								
Total Transfers Out	9700								
TOTAL OTHER FINANCING USES									
Nonspendable Fund Balance, June 30, 2020	2710								
Restricted Fund Balance, June 30, 2020	2720								
Committed Fund Balance, June 30, 2020	2730								
Assigned Fund Balance, June 30, 2020	2740	10,012,927.00	34,543.00					9,978,384.00	
Unassigned Fund Balance, June 30, 2020	2750								
TOTAL ENDING FUND BALANCES	2700	10,012,927.00	34,543.00					9,978,384.00	
TOTAL APPROPRIATIONS, OTHER FINANCING USES AND FUND BALANCES		20,847,782.00	251,898.00					20,595,884.00	

ESE 139

APPROVED
ESCAMBIA COUNTY SCHOOL BOARD

JUL 30 2019

MALCOLM THOMAS, SUPERINTENDENT
VERIFIED BY RECORDING SECRETARY

DISTRICT SCHOOL BOARD OF ESCAMBIA COUNTY
 DISTRICT SUMMARY BUDGET
 For Fiscal Year Ending June 30, 2020

SECTION VII. CAPITAL PROJECTS FUNDS

ESTIMATED REVENUES	Account Number	Totals	310 Capital Outlay Bond Issues (COB)	320 Special Act Bonds	330 Sections 1011.14 & 1011.15, F.S., Loans	340 Public Education Capital Outlay (PECO)	350 District Bonds	360 Capital Outlay and Debt Service	370 Nonvoted Capital Improvement (Section 1011.71(2), F.S.)	380 Voted Capital Improvement	390 Other Capital Projects	399 ARRA Economic Stimulus Capital Projects
FEDERAL DIRECT SOURCES:												
Miscellaneous Federal Direct	3199											
Total Federal Direct Sources	3100											
FEDERAL THROUGH STATE AND LOCAL:												
Miscellaneous Federal Through State	3299											
Total Federal Through State and Local	3200											
STATE SOURCES:												
CO&DS Distributed	3321	1,353,223.00						1,353,223.00				
Interest on Undistributed CO&DS	3325											
Sales Tax Distribution (s. 212.20(6)(b)6.a., F.S.)	3341											
State Through Local	3380											
Public Education Capital Outlay (PI CO)	3391											
Classrooms First Program	3392											
SMART Schools Small County Assistance Program	3395											
Class Size Reduction Capital Outlay	3396											
Charter School Capital Outlay Funding	3397	375,979.00										375,979.00
Other Miscellaneous State Revenues	3399											
Total State Sources	3300	1,729,202.00						1,353,223.00				375,979.00
LOCAL SOURCES:												
District Local Capital Improvement Tax	3413	26,540,167.00							26,540,167.00			
County Local Sales Tax	3418											
School District Local Sales Tax	3419	25,000,000.00										25,000,000.00
Tax Redemptions	3421											
Investment Income	3430											
Gifts, Grants and Requests	3440											
Miscellaneous Local Sources	3490											
Impact Fees	3496											
Refunds of Prior Year's Expenditures	3497											
Total Local Sources	3400	51,540,167.00							26,540,167.00			25,000,000.00
TOTAL ESTIMATED REVENUES		53,269,369.00						1,353,223.00	26,540,167.00			25,375,979.00
OTHER FINANCING SOURCES												
Issuance of Bonds	3710											
Loans	3720											
Sale of Capital Assets	3730											
Loss Recoveries	3740											
Proceeds of Lease-Purchase Agreements	3750											
Proceeds from Special Facility Construction Account	3770											
Transfers In:												
From General Fund	3610											
From Debt Service Funds	3620											
From Special Revenue Funds	3640											
Interfund (Capital Projects Only)	3650											
From Permanent Funds	3660											
From Internal Service Funds	3670											
From Enterprise Funds	3690											
Total Transfers In	3600											
TOTAL OTHER FINANCING SOURCES												
Fund Balance, July 1, 2019	2800	82,699,020.64				852,224.01		4,973,838.61	9,856,133.16			67,016,824.86
TOTAL ESTIMATED REVENUES, OTHER FINANCING SOURCES AND FUND BALANCES		135,968,389.64				852,224.01		6,327,061.61	36,396,300.16			92,392,803.86

APPROVED
 ESCAMBIA COUNTY SCHOOL BOARD

JUL 30 2019

MALCOLM THOMAS, SUPERINTENDENT
 VERIFIED BY RECORDING SECRETARY

DISTRICT SCHOOL BOARD OF ESCAMBIA COUNTY
 DISTRICT SUMMARY BUDGET
 For Fiscal Year Ending June 30, 2020

SECTION VII. CAPITAL PROJECTS FUNDS (Continued)

APPROPRIATIONS	Account Number	Totals	310 Capital Outlay Bond Issues (COB)	320 Special Act Bonds	330 Sections 1011.14 & 1011.15, F.S., Loans	340 Public Education Capital Outlay (PECO)	350 District Bonds	360 Capital Outlay and Debt Service	370 Nonvoted Capital Improvement (Section 1011.71(2), F.S.)	380 Voted Capital Improvement	390 Other Capital Projects	399 ARRA Economic Stimulus Capital Projects
<i>Appropriations: (Functions 7400/9200)</i>												
Library Books (New Libraries)	610											
Audiovisual Materials	620											
Buildings and Fixed Equipment	630	21,584,911.10									21,584,911.10	
Furniture, Fixtures and Equipment	640	6,787,434.40						455,015.54	5,209,659.13		1,122,759.73	
Motor Vehicles (Including Buses)	650	4,235,133.12							4,235,133.12			
Land	660											
Improvements Other Than Buildings	670	6,457,276.48				115,000.00		435,737.65	104,012.00		5,803,026.83	
Remodeling and Renovations	680	39,411,906.53				737,224.01		3,180,464.89	5,761,190.57		29,733,027.06	
Computer Software	690	513,648.00							513,648.00			
Charter School Local Capital Improvement	793											
Redemption of Principal	710											
Interest	720											
Dues and Fees	730											
TOTAL APPROPRIATIONS		78,990,809.63				852,224.01		4,071,218.08	15,823,642.82		58,243,724.72	
OTHER FINANCING USES:												
<i>Transfers Out: (Function 9700)</i>												
To General Fund	910	8,146,935.00							7,770,960.00		375,975.00	
To Debt Service Funds	920	10,617,500.00							4,837,000.00		5,780,500.00	
To Special Revenue Funds	940											
Interfund (Capital Projects Only)	950											
To Permanent Funds	960											
To Internal Service Funds	970											
To Enterprise Funds	990											
Total Transfers Out	9700	18,764,435.00							12,607,960.00		6,156,475.00	
TOTAL OTHER FINANCING USES		18,764,435.00							12,607,960.00		6,156,475.00	
Nonspendable Fund Balance, June 30, 2020	2710											
Restricted Fund Balance, June 30, 2020	2720	10,220,540.87						2,255,843.53	7,964,697.34			
Committed Fund Balance, June 30, 2020	2730	27,992,604.14									27,992,604.14	
Assigned Fund Balance, June 30, 2020	2740											
Unassigned Fund Balance, June 30, 2020	2750											
TOTAL ENDING FUND BALANCES	2700	38,213,145.01						2,255,843.53	7,964,697.34		27,992,604.14	
TOTAL APPROPRIATIONS, OTHER FINANCING USES AND FUND BALANCES		115,968,189.64				852,224.01		6,327,061.61	16,396,300.16		92,392,803.86	

APPROVED
 ESCAMBIA COUNTY SCHOOL BOARD

JUL 30 2019

MALCOLM THOMAS, SUPERINTENDENT
 VERIFIED BY RECORDING SECRETARY

DISTRICT SCHOOL BOARD OF ESCAMBIA COUNTY
DISTRICT SUMMARY BUDGET
For Fiscal Year Ending June 30, 2020

SECTION VIII. PERMANENT FUNDS - FUND 000

	Account Number	
ESTIMATED REVENUES		
Federal Direct	3100	
Federal Through State and Local	3200	
State Sources	3300	
Local Sources	3400	
TOTAL ESTIMATED REVENUES		
OTHER FINANCING SOURCES:		
Sale of Capital Assets	3730	
Loss Recoveries	3740	
<i>Transfers In:</i>		
From General Fund	3610	
From Debt Service Funds	3620	
From Capital Projects Funds	3630	
From Special Revenue Funds	3640	
From Internal Service Funds	3670	
From Enterprise Funds	3690	
Total Transfers In	3600	
TOTAL OTHER FINANCING SOURCES		
Fund Balance, July 1, 2019	2800	
TOTAL ESTIMATED REVENUES, OTHER FINANCING SOURCES AND FUND BALANCE		

DISTRICT SCHOOL BOARD OF ESCAMBIA COUNTY
 DISTRICT SUMMARY BUDGET
 For Fiscal Year Ending June 30, 2020

SECTION VIII. PERMANENT FUNDS - FUND 000 (Continued)

Account Number	Totals	Salaries 100	Employee Benefits 200	Purchased Services 300	Energy Services 400	Materials and Supplies 500	Capital Outlay 600	Other 700
APPROPRIATIONS								
Instruction	5000							
Student Support Services	6100							
Instructional Media Services	6200							
Instruction and Curriculum Development Services	6300							
Instructional Staff Training Services	6400							
Instruction-Related Technology	6500							
Board	7100							
General Administration	7200							
School Administration	7300							
Facilities Acquisition and Construction	7400							
Fiscal Services	7500							
Central Services	7700							
Student Transportation Services	7800							
Operation of Plant	7900							
Maintenance of Plant	8100							
Administrative Technology Services	8200							
Community Services	9100							
Debt Service	9200							
Other Capital Outlay	9300							
TOTAL APPROPRIATIONS								
OTHER FINANCING USES:								
<i>Transfers Out: (Function 9700)</i>								
To General Fund	910							
To Debt Service Funds	920							
To Capital Projects Funds	930							
To Special Revenue Funds	940							
To Internal Service Funds	970							
To Enterprise Funds	990							
Total Transfers Out	9700							
TOTAL OTHER FINANCING USES								
Nonspendable Fund Balance, June 30, 2020	2710							
Restricted Fund Balance, June 30, 2020	2720							
Committed Fund Balance, June 30, 2020	2730							
Assigned Fund Balance, June 30, 2020	2740							
Unassigned Fund Balance, June 30, 2020	2750							
TOTAL ENDING FUND BALANCE								
TOTAL APPROPRIATIONS, OTHER FINANCING USES AND FUND BALANCE								

DISTRICT SCHOOL BOARD OF ESCAMBIA COUNTY
DISTRICT SUMMARY BUDGET
For Fiscal Year Ending June 30, 2020

SECTION IX. ENTERPRISE FUNDS

ESTIMATED REVENUES	Account Number	Totals	911 Self-Insurance Consortium	912 Self-Insurance Consortium	913 Self-Insurance Consortium	914 Self-Insurance Consortium	915 ARRA Consortium	921 Other Enterprise Programs	922 Other Enterprise Programs
<i>OPERATING REVENUES:</i>									
Charges for Services	3481								
Charges for Sales	3482								
Premium Revenue	3484								
Other Operating Revenues	3489								
Total Operating Revenues									
<i>NONOPERATING REVENUES:</i>									
Investment Income	3430								
Gifts, Grants and Bequests	3440								
Other Miscellaneous Local Sources	3495								
Loss Recoveries	3740								
Gain on Disposition of Assets	3780								
Total Nonoperating Revenues									
<i>Transfers In:</i>									
From General Fund	3610								
From Debt Service Funds	3620								
From Capital Projects Funds	3630								
From Special Revenue Funds	3640								
Interfund (Enterprise Funds Only)	3650								
From Permanent Funds	3660								
From Internal Service Funds	3670								
Total Transfers In	3600								
Net Position, July 1, 2019	2880								
TOTAL OPERATING REVENUES, NONOPERATING REVENUES, TRANSFERS IN AND NET POSITION									
ESTIMATED EXPENSES	Object								
<i>OPERATING EXPENSES: (Function 9900)</i>									
Salaries	100								
Employee Benefits	200								
Purchased Services	300								
Energy Services	400								
Materials and Supplies	500								
Capital Outlay	600								
Other (including Depreciation)	700								
Total Operating Expenses									
<i>NONOPERATING EXPENSES: (Function 9900)</i>									
Interest	720								
Loss on Disposition of Assets	810								
Total Nonoperating Expenses									
<i>Transfers Out: (Function 9700)</i>									
To General Fund	910								
To Debt Service Funds	920								
To Capital Projects Funds	930								
To Special Revenue Funds	940								
Interfund Transfers (Enterprise Funds Only)	950								
To Permanent Funds	960								
To Internal Service Funds	970								
Total Transfers Out	9700								
Net Position, June 30, 2020	2780								
TOTAL OPERATING EXPENSES, NONOPERATING EXPENSES, TRANSFERS OUT AND NET POSITION									

DISTRICT SCHOOL BOARD OF ESCAMBIA COUNTY
DISTRICT SUMMARY BUDGET
For Fiscal Year Ending June 30, 2020

SECTION X. INTERNAL SERVICE FUNDS

ESTIMATED REVENUES	Account Number	Totals	711 Self-Insurance	712 Self-Insurance	713 Self-Insurance	714 Self-Insurance	715 Self-Insurance	731 Consortium Programs	791 Other Internal Service
OPERATING REVENUES:									
Charges for Services	3481								
Charges for Sales	3482								
Premium Revenue	3484	46,559,584.90	4,177,584.90	42,382,000.00					
Other Operating Revenues	3489	1,500,000.00		1,500,000.00					
Total Operating Revenues		48,059,584.90	4,177,584.90	43,882,000.00					
NONOPERATING REVENUES:									
Investment Income	3430								
Gifts, Grants and Bequests	3440								
Other Miscellaneous Local Sources	3495								
Loss Recoveries	3740								
Gain on Disposition of Assets	3780								
Total Nonoperating Revenues									
Transfers In:									
From General Fund	3610								
From Debt Service Funds	3620								
From Capital Projects Funds	3630								
From Special Revenue Funds	3640								
Interfund (Internal Service Funds Only)	3650								
From Permanent Funds	3660								
From Enterprise Funds	3690								
Total Transfers In	3600								
Net Position, July 1, 2019	2880	13,560,678.00		13,560,678.00					
TOTAL OPERATING REVENUES, NONOPERATING REVENUES, TRANSFERS IN AND NET POSITION		61,620,262.90	4,177,584.90	57,442,678.00					
ESTIMATED EXPENSES									
OPERATING EXPENSES: (Function 9900)									
Salaries	100	227,395.00	227,395.00						
Employee Benefits	200	3,310,084.00	3,310,084.00						
Purchased Services	300	5,664,887.90	629,588.90	5,035,299.00					
Energy Services	400	14,940.00	5,540.00	9,400.00					
Materials and Supplies	500	16,820.00	2,320.00	14,500.00					
Capital Outlay	600	2,487.00	1,987.00	500.00					
Other (including Depreciation)	700	40,894,754.00	670.00	40,894,084.00					
Total Operating Expenses		50,131,367.90	4,177,584.90	45,953,783.00					
NONOPERATING EXPENSES: (Function 9900)									
Interest	720								
Loss on Disposition of Assets	810								
Total Nonoperating Expenses									
Transfers Out: (Function 9700)									
To General Fund	910								
To Debt Service Funds	920								
To Capital Projects Funds	930								
To Special Revenue Funds	940								
Interfund Transfers (Internal Service Funds Only)	950								
To Permanent Funds	960								
To Enterprise Funds	990								
Total Transfers Out	9700								
Net Position, June 30, 2020	2780	11,488,895.00		11,488,895.00					
TOTAL OPERATING EXPENSES, NONOPERATING EXPENSES, TRANSFERS OUT AND NET POSITION		61,620,262.90	4,177,584.90	57,442,678.00					

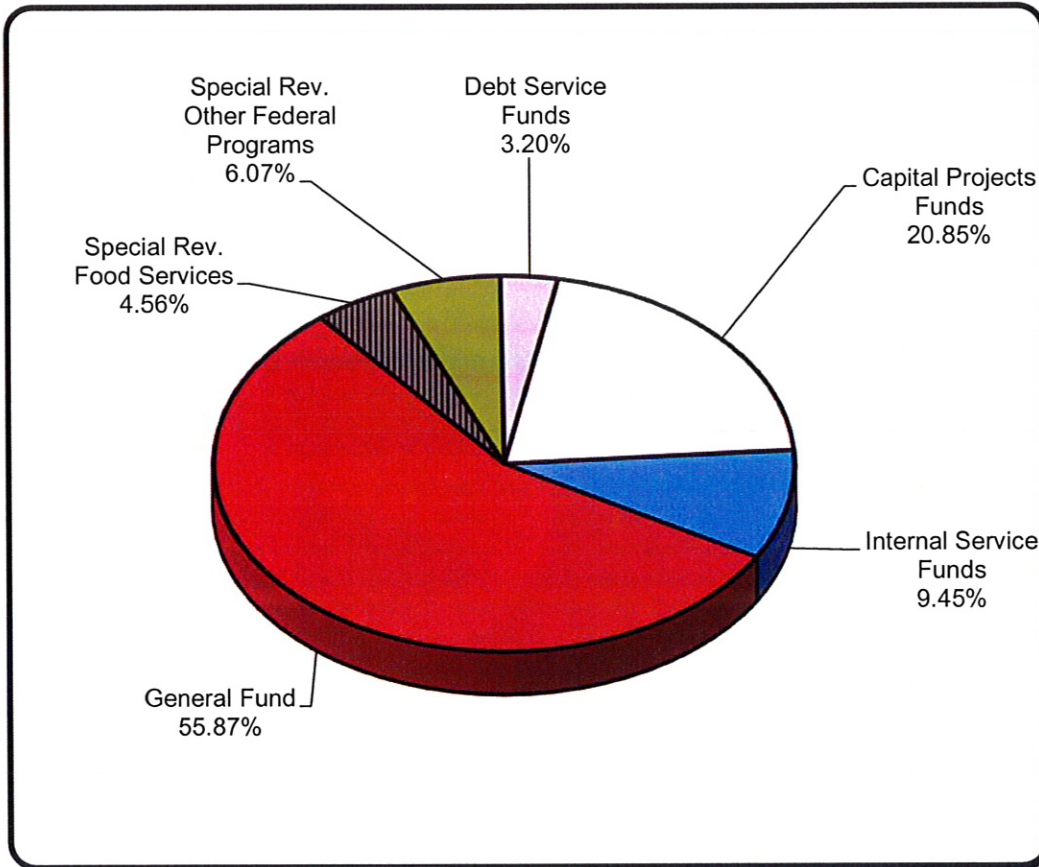
APPROVED
ESCAMBIA COUNTY SCHOOL BOARD

JUL 30 2019

MALCOLM THOMAS, SUPERINTENDENT
VERIFIED BY RECORDING SECRETARY

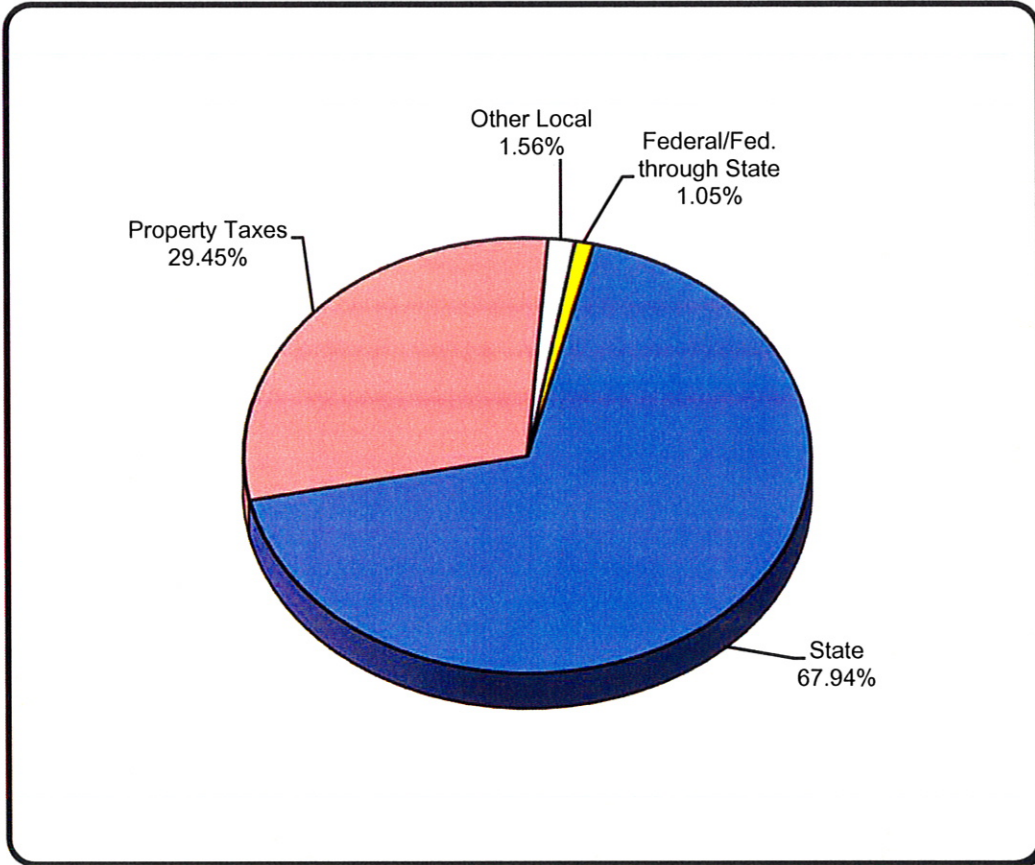
SUPPLEMENTAL INFORMATION

**SCHOOL DISTRICT OF ESCAMBIA COUNTY
DISTRICT SUMMARY BUDGET
2019-2020 ANALYSIS BY FUND**



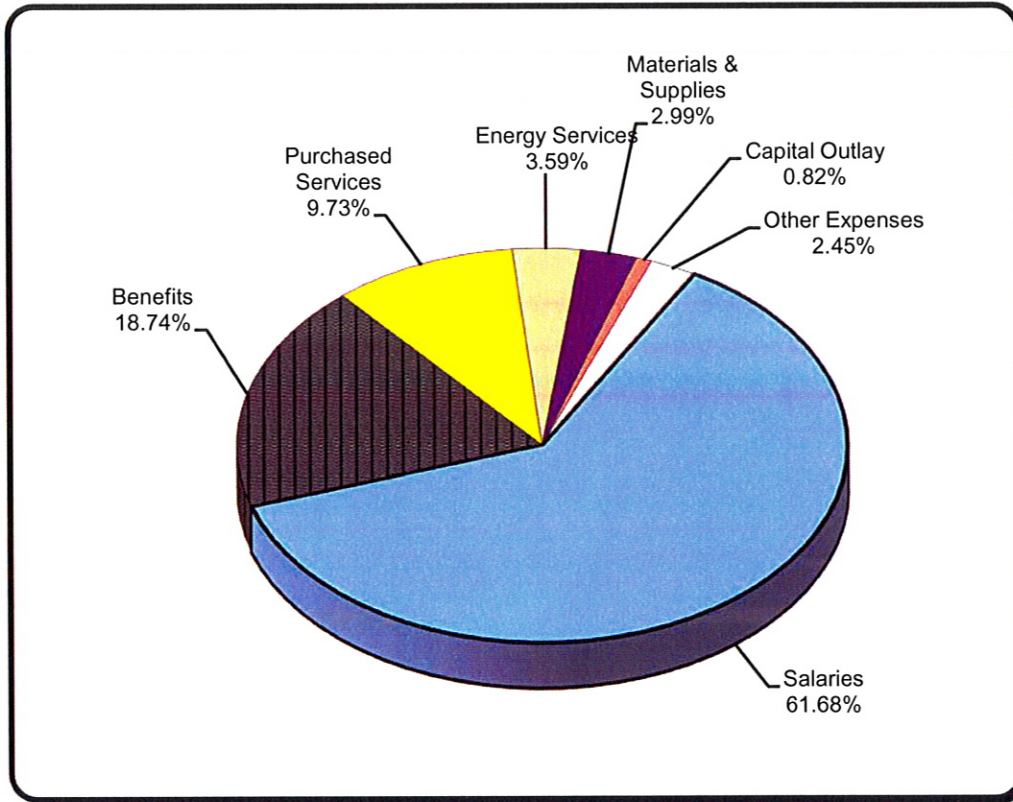
General Fund	\$364,326,587.09
Special Rev. Food Services	29,708,713.00
Special Rev. Federal Programs	39,591,018.76
Debt Service Funds	20,847,782.00
Capital Projects Funds	<u>135,968,389.64</u>
Total Governmental Funds	590,442,490.49
Internal Service Funds	<u>61,620,262.90</u>
Grand Total	<u><u>\$652,062,753.39</u></u>

**SCHOOL DISTRICT OF ESCAMBIA COUNTY
GENERAL OPERATING FUND
2019-2020 ESTIMATED REVENUE**



Federal/Federal through State	\$3,297,596.00
State	212,651,728.10
Property Taxes	92,173,545.00
Other Local	4,890,650.00
Total Revenue	<u>313,013,519.10</u>
Transfers In	8,146,935.00
Beginning Fund Balance 7/1/19	43,166,132.99
Total Available	<u><u>\$364,326,587.09</u></u>

**SCHOOL DISTRICT OF ESCAMBIA COUNTY
GENERAL OPERATING FUND
2019-2020 PROPOSED APPROPRIATIONS BY OBJECT**



Salaries	\$ 199,267,642.70
Benefits	60,523,546.93
Purchased Services	31,433,277.67
Energy Services	11,602,612.00
Materials & Supplies	9,653,390.90
Capital Outlay	2,635,311.74
Other Expenses	7,925,713.00
Total Appropriations	<u>323,041,494.94</u>
Ending Fund Balance	<u>41,285,092.15</u>
Grand Total	<u><u>\$ 364,326,587.09</u></u>



CERTIFICATION OF SCHOOL TAXABLE VALUE

DR-4205
R. 5/13
Rule 12D-16.002, FAC
Effective 5/13
Provisional

Year : 2019	County : ESCAMBIA
-------------	-------------------

Name of School District :
ESCAMBIA CO SCHOOL DIST

SECTION I : COMPLETED BY PROPERTY APPRAISER. SEND TO SCHOOL DISTRICT

1.	Current year taxable value of real property for operating purposes	\$	18,283,005,438	(1)
2.	Current year taxable value of personal property for operating purposes	\$	2,153,084,792	(2)
3.	Current year taxable value of centrally assessed property for operating purposes	\$	27,275,124	(3)
4.	Current year gross taxable value for operating purposes <i>(Line 1 plus Line 2 plus Line 3)</i>	\$	20,463,365,354	(4)
5.	Current year net new taxable value (Add new construction, additions, rehabilitative improvements increasing assessed value by at least 100%, annexations, and tangible personal property value over 115% of the previous year's value. Subtract deletions.)	\$	273,323,015	(5)
6.	Current year adjusted taxable value <i>(Line 4 minus Line 5)</i>	\$	20,190,042,339	(6)
7.	Prior year FINAL gross taxable value from prior year applicable Form DR-403 Series	\$	19,291,249,673	(7)
8.	Does the taxing authority levy a voted debt service millage or a millage voted for 2 years or less under s. 9(b), Article VII, State Constitution? <i>(If yes, complete and attach form DR-420DEBT, Certification of Voted Debt Millage.)</i>	<input type="checkbox"/> Yes <input checked="" type="checkbox"/> No		(8)


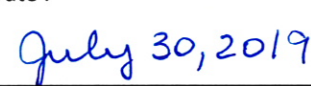
SIGN HERE	Property Appraiser Certification	I certify the taxable values above are correct to the best of my knowledge.		
	Signature of Property Appraiser :	Date :		
	Electronically Certified by Property Appraiser	6/28/2019 8:40 AM		

SECTION II : COMPLETED BY SCHOOL DISTRICTS. RETURN TO PROPERTY APPRAISER

Local board millage includes discretionary and capital outlay.					
9.	Prior year state law millage levy: Required Local Effort (RLE) <i>(Sum of previous year's RLE and prior period funding adjustment)</i>	4.2000	per \$1,000	(9)	
10.	Prior year local board millage levy <i>(All discretionary millages)</i>	2.1250	per \$1,000	(10)	
11.	Prior year state law proceeds <i>(Line 9 multiplied by Line 7, divided by 1,000)</i>	\$	81,023,249	(11)	
12.	Prior year local board proceeds <i>(Line 10 multiplied by Line 7, divided by 1,000)</i>	\$	40,993,906	(12)	
13.	Prior year total state law and local board proceeds <i>(Line 11 plus Line 12)</i>	\$	122,017,155	(13)	
14.	Current year state law rolled-back rate <i>(Line 11 divided by Line 6, multiplied by 1,000)</i>	4.0130	per \$1,000	(14)	
15.	Current year local board rolled-back rate <i>(Line 12 divided by Line 6, multiplied by 1,000)</i>	2.0304	per \$1,000	(15)	
16.	Current year proposed state law millage rate <i>(Sum of RLE and prior period funding adjustment)</i>	3.9440	per \$1,000	(16)	
17.	A. Capital Outlay	B. Discretionary Operating	C. Discretionary Capital Improvement	D. Use only with instructions from the Department of Revenue	E. Additional Voted Millage
	1.3510	0.7480	0.0000	0.0000	(17)
	Current year proposed local board millage rate <i>(17A plus 17B, plus 17C, plus 17D, plus 17E)</i>			2.0990	per \$1,000

18.	Current year state law proceeds <i>(Line 16 multiplied by Line 4, divided by 1,000)</i>	\$	80,707,513	(18)
19.	Current year local board proceeds <i>(Line 17 multiplied by Line 4, divided by 1,000)</i>	\$	42,952,604	(19)
20.	Current year total state law and local board proceeds <i>(Line 18 plus Line 19)</i>	\$	123,660,117	(20)
21.	Current year proposed state law rate as percent change of state law rolled-back rate <i>(Line 16 divided by Line 14, minus 1, multiplied by 100)</i>		-1.72 %	(21)
22.	Current year total proposed rate as a percent change of rolled-back rate <i>{{(Line 16 plus Line 17) divided by (Line 14 plus Line 15)}, minus 1}, multiplied by 100</i>		-0.01 %	(22)

Final public budget hearing	Date : 9/17/2019	Time : 5:01 PM	Place : J.E. Hall Center, 30 E. Texar Drive, Room 160, Pensacola, FL
-----------------------------	---------------------	-------------------	-------------------------------------------------------------------------

S I G N H E R E	Taxing Authority Certification		I certify the millages and rates are correct to the best of my knowledge. The millages comply with the provisions of s. 200.065, F.S.			
	Signature of Chief Administrative Officer :				Date :	
						
	Title :		Contact Name And Contact Title :			
	MALCOLM THOMAS, SUPERINTENDENT		TERRY ST. CYR, ASST SUPT			
Mailing Address :			Physical Address :			
75 N. PACE BLVD			75 N. PACE BLVD			
City, State, Zip :		Phone Number :		Fax Number :		
PENSACOLA, FL 32505		8504696122		8504696266		

THE SCHOOL DISTRICT OF ESCAMBIA COUNTY

**PROPOSED MILLAGE AND AD VALOREM TAX LEVIES BY FUND
2019-2020 FISCAL YEAR**

Ad Valorem Tax Levies	Mills	Amount ⁽¹⁾		
General Fund - Required Local Effort	3.944	\$77,479,212		
Discretionary - Operating	<u>0.748</u>	<u>14,694,333</u>		
	<u>4.692</u>	<u>\$92,173,545</u>		
Capital Outlay	<u>1.351</u>	<u>26,540,167</u>		
Total	<u><u>6.043</u></u>	<u><u>\$118,713,712</u></u>		
<table style="width: 100%; border-collapse: collapse;"> <tr> <td style="width: 60%; text-align: left;">2019 Certified Tax Roll</td> <td style="text-align: right;">\$20,463,365,354</td> </tr> </table>			2019 Certified Tax Roll	\$20,463,365,354
2019 Certified Tax Roll	\$20,463,365,354			

⁽¹⁾ Amounts generated by tax levies = millage rate x 96% of tax roll as certified by Property Appraiser and DOR.

THE SCHOOL DISTRICT OF ESCAMBIA COUNTY

**PROPOSED DISTRICT MILLAGE LEVIES
2019-2020 FEFP 2ND CALCULATION**

	2018-2019	2019-2020	Change
Required Local Effort	4.200	3.944	(0.256)
Discretionary - Operating	<u>0.748</u>	<u>0.748</u>	<u>0.000</u>
Total	4.948	4.692	(0.256)
Capital Outlay	<u>1.377</u>	<u>1.351</u>	<u>(0.026)</u>
Grand Total	<u><u>6.325</u></u>	<u><u>6.043</u></u>	<u><u>(0.282)</u></u>
	2018-2019	2019-2020	Change
Certified Tax Roll	\$19,291,249,673 ⁽¹⁾	\$20,463,365,354 ⁽²⁾	\$1,172,115,681

⁽¹⁾ Final Taxable Value - 2018.

⁽²⁾ 2019-2020 Tax Roll as certified by Property Appraiser and DOR.

THE SCHOOL DISTRICT OF ESCAMBIA COUNTY

**ANALYSIS OF PROPERTY TAXES GENERATED
2018-2019 VS 2019-2020**

Appraised Value	Exempt Value	Non-Exempt Value	2018-2019	2019-2020	Difference
\$ 50,000.00	\$ (25,000.00)	\$ 25,000.00	\$ 158.13	\$ 151.08	\$ (7.05)
70,000.00	(25,000.00)	45,000.00	284.63	271.94	(12.69)
90,000.00	(25,000.00)	65,000.00	411.13	392.80	(18.33)
110,000.00	(25,000.00)	85,000.00	537.63	513.66	(23.97)
130,000.00	(25,000.00)	105,000.00	664.13	634.52	(29.61)
150,000.00	(25,000.00)	125,000.00	790.63	755.38	(35.25)
			Required Local Effort	Discretionary	Total
Note: Mills Levied 2018-2019			4.200	2.125	6.325
Mills Levied 2019-2020			<u>3.944</u>	<u>2.099</u>	<u>6.043</u>
Difference			<u><u>(0.256)</u></u>	<u><u>(0.026)</u></u>	<u><u>(0.282)</u></u>
Mills Based on 2019-2020 Certified Tax Roll of \$20,463,365,354					

THE SCHOOL DISTRICT OF ESCAMBIA COUNTY

**MILLAGE LEVIED BY SCHOOL BOARD
1990-1991 TO 2019-2020**

Fiscal Year	Operating				Discretionary Local Capital Improvement	Total Millage
	Required Local Effort (Mandated by State)	Discretionary Operating	Discretionary Supplemental	Discretionary Critical Operating Needs		
1990-91	6.385	1.019			2.000	9.404
1991-92	6.635	0.510			2.000	9.145
1992-93	6.975	0.510			2.000	9.485
1993-94	6.937	0.510			2.000	9.447
1994-95	7.054	0.510	0.250		2.000	9.814
1995-96	7.159	0.510	0.250		2.000	9.919
1996-97	6.856	0.510	0.250		2.000	9.616
1997-98	6.805	0.510	0.250		2.000	9.565
1998-99	6.796	0.510	0.250		2.000	9.556
1999-00	6.251	0.510	0.250		2.000	9.011
2000-01	6.489	0.510	0.250		2.000	9.249
2001-02	6.226	0.510	0.250		2.000	8.986
2002-03	6.127	0.510	0.250		2.000	8.887
2003-04	6.049	0.510	0.229		2.000	8.788
2004-05	5.694	0.510	0.206		2.000	8.410
2005-06	5.273	0.510	0.250		2.000	8.033
2006-07	5.134	0.510	0.250		2.000	7.894
2007-08	4.960	0.510	0.250		2.000	7.720
2008-09	5.286	0.498	0.250		1.686	7.720
2009-10	5.612	0.748	-0 ¹	0.250	1.250	7.860
2010-11	5.631 ²	0.748	-0-	0.250	1.231	7.860
2011-12	5.573	0.748	-0-	-0-	1.500	7.821
2012-13	5.510	0.748	-0-	-0-	1.500	7.758
2013-14	5.309	0.748	-0-	-0-	1.500	7.557
2014-15	5.237	0.748	-0-	-0-	1.337	7.322
2015-16	4.999 ²	0.748	-0-	-0-	1.366	7.113
2016-17	4.666 ²	0.748	-0-	-0-	1.462	6.876
2017-18	4.383 ²	0.748	-0-	-0-	1.500	6.631
2018-19	4.200	0.748	-0-	-0-	1.377	6.325
2019-20	3.944	0.748	-0-	-0-	1.351	6.043

¹ Effective FY 2009 - 2010 the Discretionary Basic and Discretionary Supplemental millages were combined.

² Includes Prior Period Funding Adjustment Millage.

THE SCHOOL DISTRICT OF ESCAMBIA COUNTY

**ANALYSIS OF TAX ROLL
1995-1996 to 2019-2020**

Fiscal Year	Date of Roll	Amount	Percentage Increase
1995-96	1995	5,776,890,120	4.07%
1996-97	1996	5,956,369,950	3.11%
1997-98	1997	6,478,881,830	8.77%
1998-99	1998	7,033,279,212	8.56%
1999-00	1999	7,351,078,109	4.52%
2000-01	2000	8,045,257,509	9.44%
2001-02	2001	8,642,058,347	7.42%
2002-03	2002	9,100,507,039	5.30%
2003-04	2003	9,775,652,130	7.42%
2004-05 ⁽¹⁾	2004	11,622,765,421	18.90%
2005-06 ⁽²⁾	2005	11,613,884,200	-0.08%
2006-07	2006	14,825,927,718	27.66%
2007-08	2007	15,951,031,059	7.59%
2008-09	2008	16,435,045,831	3.03%
2009-10	2009	15,932,352,281	-3.06%
2010-11	2010	15,248,094,138	-4.29%
2011-12	2011	15,328,183,064	0.53%
2012-13	2012	14,995,805,026	-2.17%
2013-14	2013	15,185,937,304	1.27%
2014-15	2014	15,845,710,220	4.34%
2015-16	2015	16,413,934,013	3.59%
2016-17	2016	17,066,661,790	3.98%
2017-18	2017	17,937,051,307	5.10%
2018-19	2018	19,291,249,673	7.55%
2019-20 ⁽³⁾	2019	20,463,365,354	6.08%

Note: ⁽¹⁾ Value of Pensacola Beach property (leasehold improvements) added to tax rolls.

⁽²⁾ Decrease in tax rolls due to hurricane damages.

⁽³⁾ July 1, 2019 Taxable Value.

ADVERTISEMENTS

NOTICE OF BUDGET HEARING

The Escambia County School Board will soon consider a budget for 2019 – 2020. A public hearing to make a DECISION on the budget AND TAXES will be held on:

July 30, 2019

5:01 p.m.

at

The Escambia County School Board

J. E. Hall Center

30 East Texar Drive

Pensacola, FL 32503

NOTICE OF TAX FOR SCHOOL CAPITAL OUTLAY

The Escambia County School Board will soon consider a measure to impose a 1.351 mill property tax for the capital outlay projects listed herein.

This tax is in addition to the School Board's proposed tax of 4.692 mills for operating expenses and is proposed solely at the discretion of the School Board.

The Capital Outlay Tax will generate approximately \$26,540,167 to be used for the following projects:

MAINTENANCE, RENOVATION, AND REPAIR

Repair, maintenance and renovation of facilities

Reimbursement of maintenance, renovations, and repairs paid through the General Fund as permitted by Florida Statute

MOTOR VEHICLE PURCHASES

Purchase of up to thirty-two (32) school buses

Purchase and/or lease of driver's education vehicles

Purchase of maintenance and facility vehicles

NEW AND REPLACEMENT EQUIPMENT, COMPUTER AND DEVICE HARDWARE AND OPERATING SYSTEM SOFTWARE NECESSARY FOR GAINING ACCESS TO OR ENHANCING THE USE OF ELECTRONIC AND DIGITAL INSTRUCTIONAL CONTENT AND RESOURCES, AND ENTERPRISE RESOURCE SOFTWARE

Computer equipment

Equipment for facilities

Furniture and equipment

Enterprise software technology

PAYMENTS FOR EDUCATIONAL FACILITIES AND SITES DUE UNDER A LEASE-PURCHASE AGREEMENT

Transfer for payment of rent under a lease-purchase agreement

Debt service on certificates of participation for twenty-one (21) schools

PAYMENT OF COSTS OF COMPLIANCE WITH ENVIRONMENTAL STATUTES, RULES, AND REGULATIONS

Removal of hazardous waste

PAYMENT OF PREMIUMS FOR PROPERTY AND CASUALTY INSURANCE NECESSARY TO INSURE THE EDUCATIONAL AND ANCILLARY PLANTS OF THE SCHOOL DISTRICT

Property insurance on physical plants

All concerned citizens are invited to a public hearing to be held on July 30, 2019, at 5:01 p.m. at the Escambia County School Board, J. E. Hall Center, 30 East Texar Drive, Pensacola, Florida.

A DECISION on the proposed CAPITAL OUTLAY TAXES will be made at this hearing.

BUDGET SUMMARY
DISTRICT SCHOOL BOARD OF ESCAMBIA COUNTY
THE PROPOSED OPERATING BUDGET EXPENDITURES OF THE SCHOOL BOARD OF ESCAMBIA COUNTY
ARE .9% MORE THAN LAST YEAR'S TOTAL OPERATING EXPENDITURES
FISCAL YEAR 2019 - 2020

PROPOSED MILLAGE LEVIES SUBJECT TO 10-MILL CAP:

Required Local Effort	3.9440
Local Capital Improvement (Capital Outlay)	1.3510
Discretionary Operating	0.7480
Discretionary Capital Outlay	0.0000

Discretionary Critical Needs Operating	0.0000
Additional Millage Not to Exceed 4 Years (Operating)	0.0000

PROPOSED MILLAGE LEVIES NOT SUBJECT TO 10-MILL CAP:

Operating or Capital Not to Exceed 2 Years	0.0000
Debt Service	0.0000
Total Millage	6.0430

ESTIMATED REVENUES:	GENERAL FUND	SPECIAL REVENUE	DEBT SERVICE	CAPITAL PROJECTS	TOTAL ALL FUNDS
Federal sources	3,297,596	59,034,472	0	0	62,332,068
State sources	212,651,728	280,700	217,355	1,729,202	214,878,985
Local sources	97,064,195	2,232,000	0	51,540,167	150,836,362
TOTAL SOURCES	313,013,519	61,547,172	217,355	53,269,369	428,047,415
Other Financing Sources	0	0	0	0	0
Transfers In	8,146,935	0	10,617,500	0	18,764,435
Fund Balances/Reserves/Net Assets	43,166,133	7,752,560	10,012,927	82,699,021	143,630,641
TOTAL REVENUES, TRANSFERS & BALANCES	364,326,587	69,299,732	20,847,782	135,968,390	590,442,491
EXPENDITURES					
Instruction	198,724,859	15,967,183	0	0	214,692,042
Pupil Personnel Services	16,603,302	1,628,218	0	0	18,231,520
Instructional Media Services	4,469,311	45,115	0	0	4,514,426
Instructional and Curriculum Development Services	6,903,883	7,947,153	0	0	14,851,036
Instructional Staff Training Services	3,288,257	6,046,391	0	0	9,334,648
Instruction Related Technology	3,358,381	1,511,019	0	0	4,869,400
School Board	1,424,819	0	0	0	1,424,819
General Administration	689,468	1,840,261	0	0	2,529,729
School Administration	16,756,759	6,320	0	0	16,763,079
Facilities Acquisition and Construction	1,619,295	2,000	0	78,990,810	80,612,105
Fiscal Services	2,447,989	0	0	0	2,447,989
Food Services	60,000	22,244,147	0	0	22,304,147
Central Services	7,547,290	169,592	0	0	7,716,882
Pupil Transportation Services	17,641,239	3,296,852	0	0	20,938,091
Operation of Plant	26,185,643	18,028	0	0	26,203,671
Maintenance of Plant	11,575,767	0	0	0	11,575,767
Administrative Technology Services	3,191,233	82,644	0	0	3,273,877
Community Services	554,000	1,030,243	0	0	1,584,243
Debt Services	0	0	10,834,855	0	10,834,855
TOTAL EXPENDITURES	323,041,495	61,835,166	10,834,855	78,990,810	474,702,326
Transfers Out	0	0	0	18,764,435	18,764,435
Fund Balances/Reserves/Net Assets	41,285,092	7,464,566	10,012,927	38,213,145	96,975,730
TOTAL APPROPRIATED EXPENDITURES	364,326,587	69,299,732	20,847,782	135,968,390	590,442,491
TRANSFERS, RESERVES & BALANCES	364,326,587	69,299,732	20,847,782	135,968,390	590,442,491

RESOLUTIONS

Resolution Number 2020-01

A RESOLUTION OF THE ESCAMBIA COUNTY SCHOOL BOARD ADOPTING THE TENTATIVE MILLAGE RATES FOR FISCAL YEAR 2019-2020.

WHEREAS, the School Board of Escambia County, Florida, did pursuant to Chapters 200 and 1011, Florida Statutes, approve tentative millage rates for the fiscal year July 1, 2019 to June 30, 2020; and


WHEREAS, at the public hearing and in full compliance with Chapter 200, Florida Statutes, the Escambia County School Board adopted the tentative millage rates for fiscal year 2019-2020 in the amounts of:

	<u>Tentative Millage Levy</u>	<u>Proposed Amount To Be Raised</u>
Required Local Effort	3.944	77,479,212
Discretionary – Operating	0.748	14,694,333
Capital Outlay	1.351	26,540,167

The total millage rate to be levied is less than the roll-back rate by 0.01 percent.

NOW THEREFORE, BE IT RESOLVED;

That the Escambia County School Board, adopted each tentative millage rate for the fiscal year July 1, 2019 to June 30, 2020 on July 30, 2019 by separate vote prior to adopting the tentative budget.


Patricia Hightower, Chair

APPROVED
ESCAMBIA COUNTY SCHOOL BOARD

JUL 30 2019

MALCOLM THOMAS, SUPERINTENDENT
VERIFIED BY RECORDING SECRETARY

Resolution Number 2020-02

A RESOLUTION OF THE ESCAMBIA COUNTY SCHOOL BOARD ADOPTING THE TENTATIVE BUDGET FOR FISCAL YEAR 2019-2020.

WHEREAS, the School Board of Escambia County, Florida, did pursuant to Chapters 200 and 1011, Florida Statutes, approve tentative millage rates and tentative budget for the fiscal year July 1, 2019 to June 30, 2020; and

WHEREAS, the Escambia County School Board set forth the appropriations and revenue estimate for the Budget for fiscal year 2019-2020.

WHEREAS, at the public hearing and in full compliance with Chapter 200, Florida Statutes, the Escambia County School Board adopted the tentative millage rates and the budget in the amount of \$652,062,753.39 for the fiscal year 2019-2020.

NOW THEREFORE, BE IT RESOLVED;

That the attached budget of Escambia County School Board, including the millage rates as set forth therein, is hereby adopted by the School Board of Escambia County as a tentative budget for the categories indicated for the fiscal year July 1, 2019 to June 30, 2020.


Patricia Hightower, Chair

APPROVED
ESCAMBIA COUNTY SCHOOL BOARD

JUL 30 2019

MALCOLM THOMAS, SUPERINTENDENT
VERIFIED BY RECORDING SECRETARY